

TYPICAL TENANT PLANT ARRANGEMENT

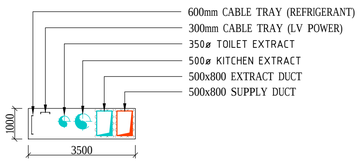

TYPICAL RISER ARRANGEMENT

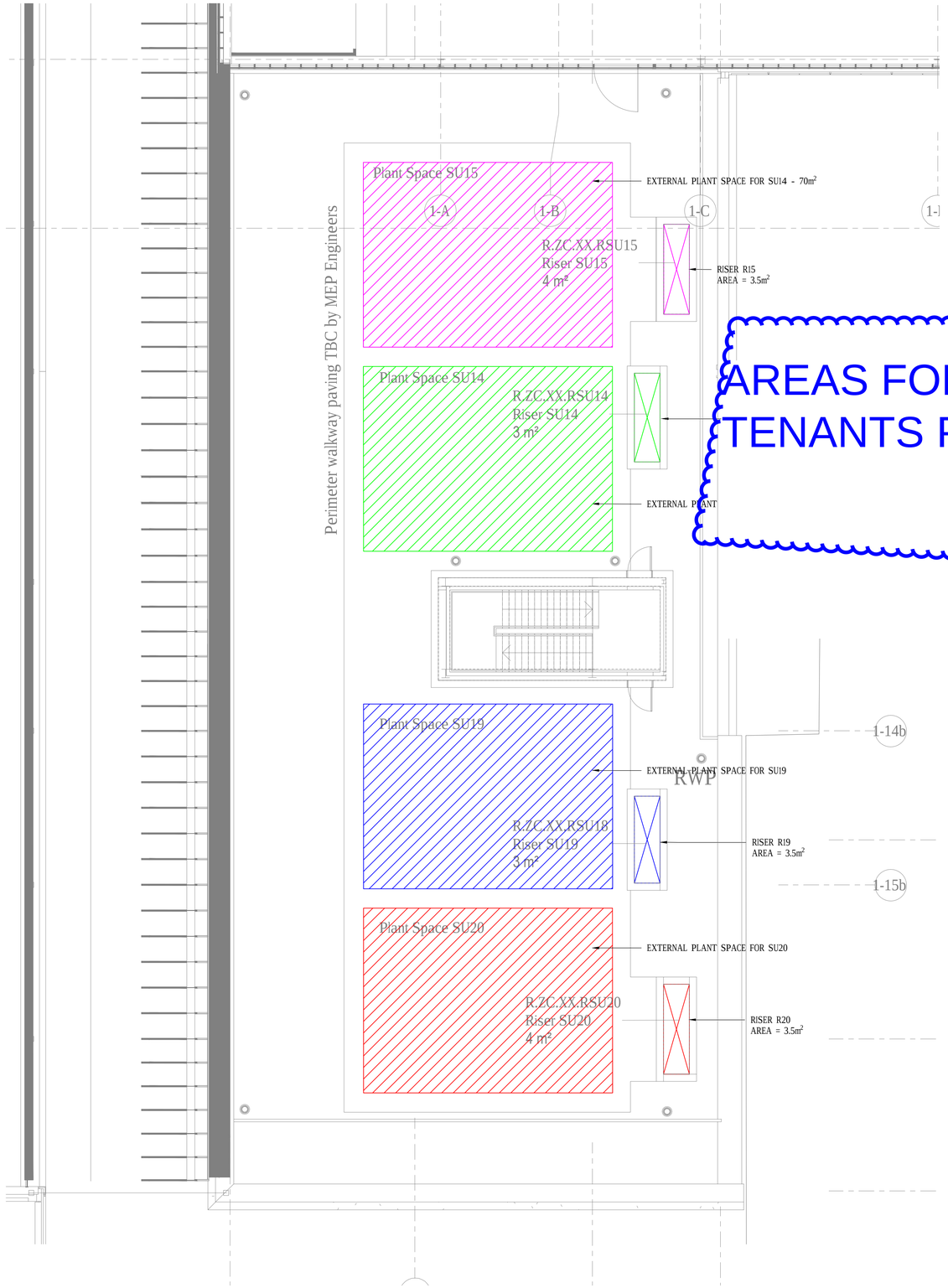

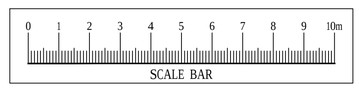

NOTES:

1. DO NOT SCALE FROM THIS DRAWING.
2. THIS DRAWING MUST BE READ IN COLOUR.

Rev.	Description	Date
P02	ISSUED FOR CONTRACT	26.03.19
P01.1	WORK IN PROGRESS	27.06.18

Anderson Green
building services consultants
www.andersongreen.co.uk
Nottingham 0115 975 4141
Sheffield 0114 243 5913
London 0207 831 6941
Leeds 0113 243 2672

Client: Henry Boot CONSTRUCTION

H.E.BARNES Electrical & Mechanical Services Contractor
Web: www.hebarnes.com

Stage: STAGE 2

Project: BARNSLEY GLASSWORKS PHASE 2

Title: ZONE C - ROOF - SU4-20 TENANTS SERVICES SPATIAL LAYOUT

BIM Tech:	Eng:	QA Eng:	Date:	Size:	Scale:
SC	JM	TL	13.02.2019	A1	1:100

Project No. - Originator - Zone - Level - Type - Role - Drawing No.:	Suitability:	Revision:
BGW2-HEB-ZC-RF-DR-M-5002	D4	P02