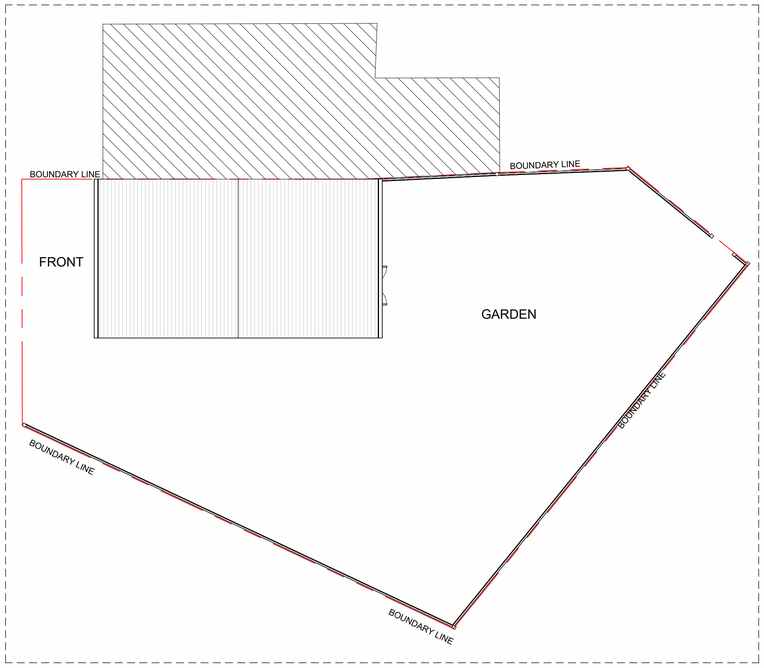

1 ID-EXISTING SITE PLAN
1 : 100

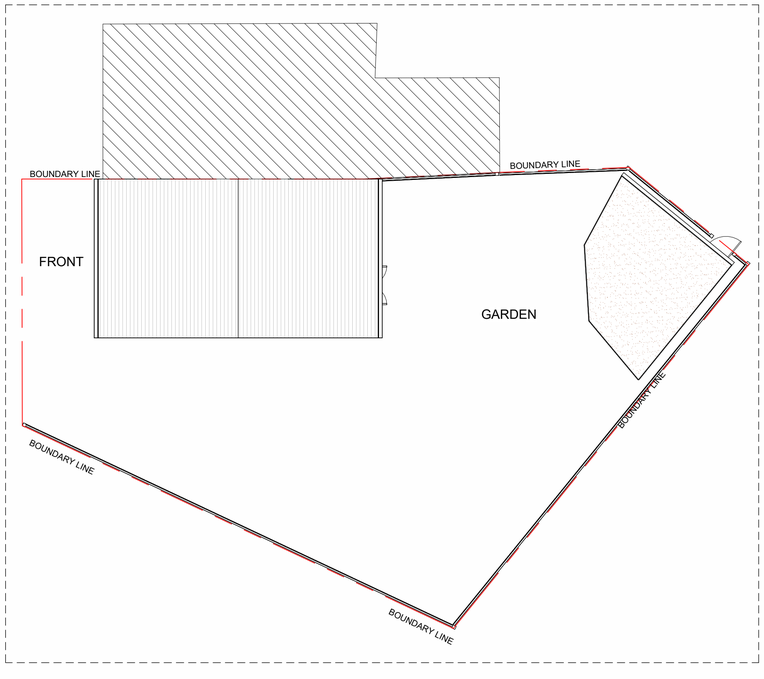

2 ID-PROPOSED SITE PLAN
1 : 100

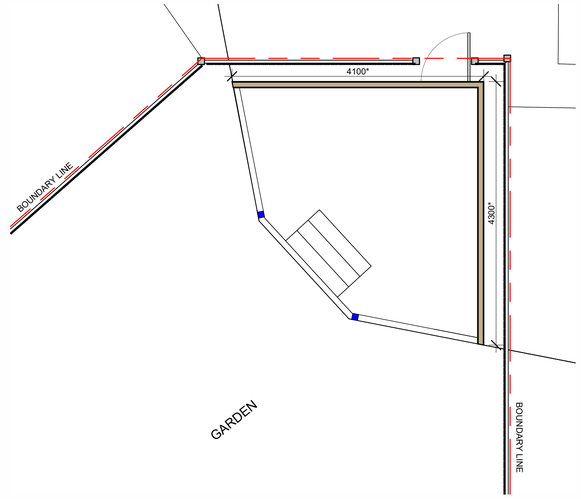

3 ID-GROUND FLOOR PLAN (Outbuilding)
1 : 50

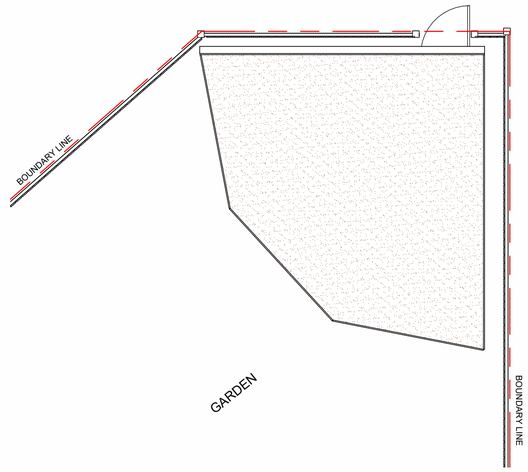

4 ID- ROOF TOP PLAN (Outbuilding)
1 : 50

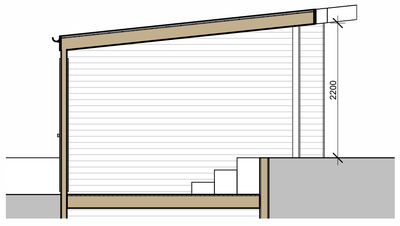

9 Section 2
1 : 50

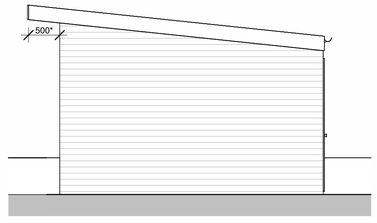

5 ID-EAST SIDE ELEVATION
1 : 50

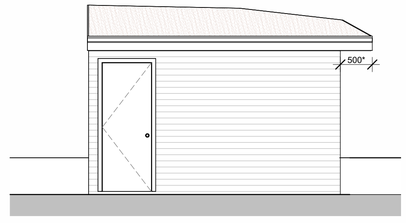

6 ID-NORTH SIDE ELEVATION
1 : 50

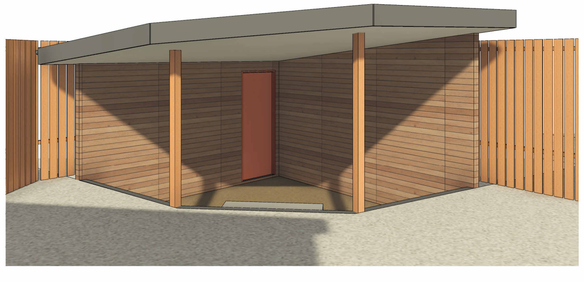

10 3D View 1

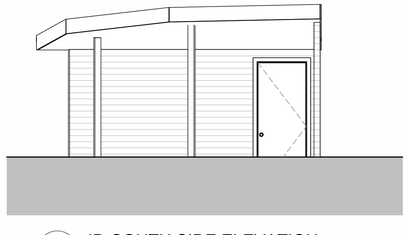

7 ID-SOUTH SIDE ELEVATION
1 : 50

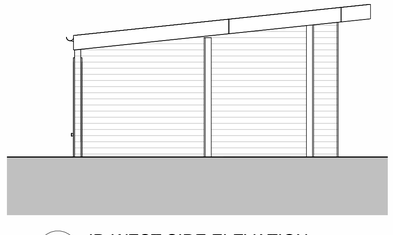

8 ID-WEST SIDE ELEVATION
1 : 50

CLIENT	PROJECT	DRAWING TITLE	
	38 Hoyle Mill Road Barnsley S70 3EL	OUTBUILDING DRAWINGS	Uppal Design
THESE DRAWINGS WILL BE RECONCILED WITH UPPAL DESIGN QUOTATION. DRAWINGS TO BE READ IN CONJUNCTION WITH RELEVANT DRAWING AND SPECS. FIGURED DIMENSIONS FOR PLANNING AND BUILDING CONTROL APPROVALS ONLY. DIMENSIONS SHOULD NOT BE RELIED UPON FOR THE PURPOSES OF ORDERING MATERIALS OR PLACING SUB-CONTRACT ORDERS, OR THE PLACEMENT OF ORDERS WITH THIRD PARTIES. THIRD PARTY SUPPLIERS TO TAKE THEIR OWN SITE MEASUREMENTS. INTERNAL DIMENSIONS TO BE TAKEN FROM FINISHED SURFACES. DO NOT SCALE FROM THIS DRAWING. ALL DIMENSIONS AND CONDITIONS MUST BE CHECKED ON SITE. PLEASE REFER TO CONTACT US FOR ANY AMENDMENTS OR ALTERATIONS TO DRAWINGS IF REQUIRED AFTER HIS OWN (INDEP.) INVESTIGATION PRIOR TO COMMENCEMENT OF ANY BUILDING WORKS. DESIGN TEAM ACCEPT NO LIABILITY WHATSOEVER IF ANY ISSUES IN PROPOSED DESIGN NOT RAISED BY THE PROJECT MANAGER BEFORE COMMENCEMENT OF BUILDING WORKS. THE PROJECT MANAGER TO ORDER ALL STEEL WORKS AFTER SEEKING THE APPROVAL OF BUILDING CONTROL OFFICER. IN THE EVENT THAT A CONTRACTOR OTHER THAN UPPAL DESIGN IS APPOINTED TO EXECUTE THE WORKS, UPPAL DESIGN ACCEPT NO LIABILITY WHATSOEVER FOR THE SPECIFICATION, CALCULATION OR OTHER STRUCTURAL OR NON-STRUCTURAL INFORMATION ALIT SO EXISTS PERTAINING TO THE PROPOSED WORKS CONTAIN HEREWITH.	DRAWING NO. ID-01 / REV.	0m 1m 2m 3m 4m 5m Meters @ 1:50 @ A1	Unit 5 Waterside Drive, Langley, Slough, SL3 6EZ Tel: 07547487675 Email: uppaldb@gmail.com Web: www.uppaldb.co.uk
	DATE 22-09-25 / DRAWN HG	SCALE As indicated@A1	