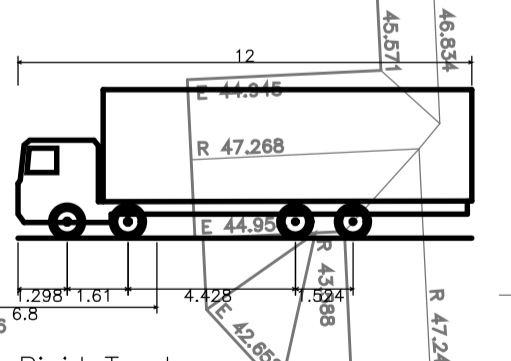
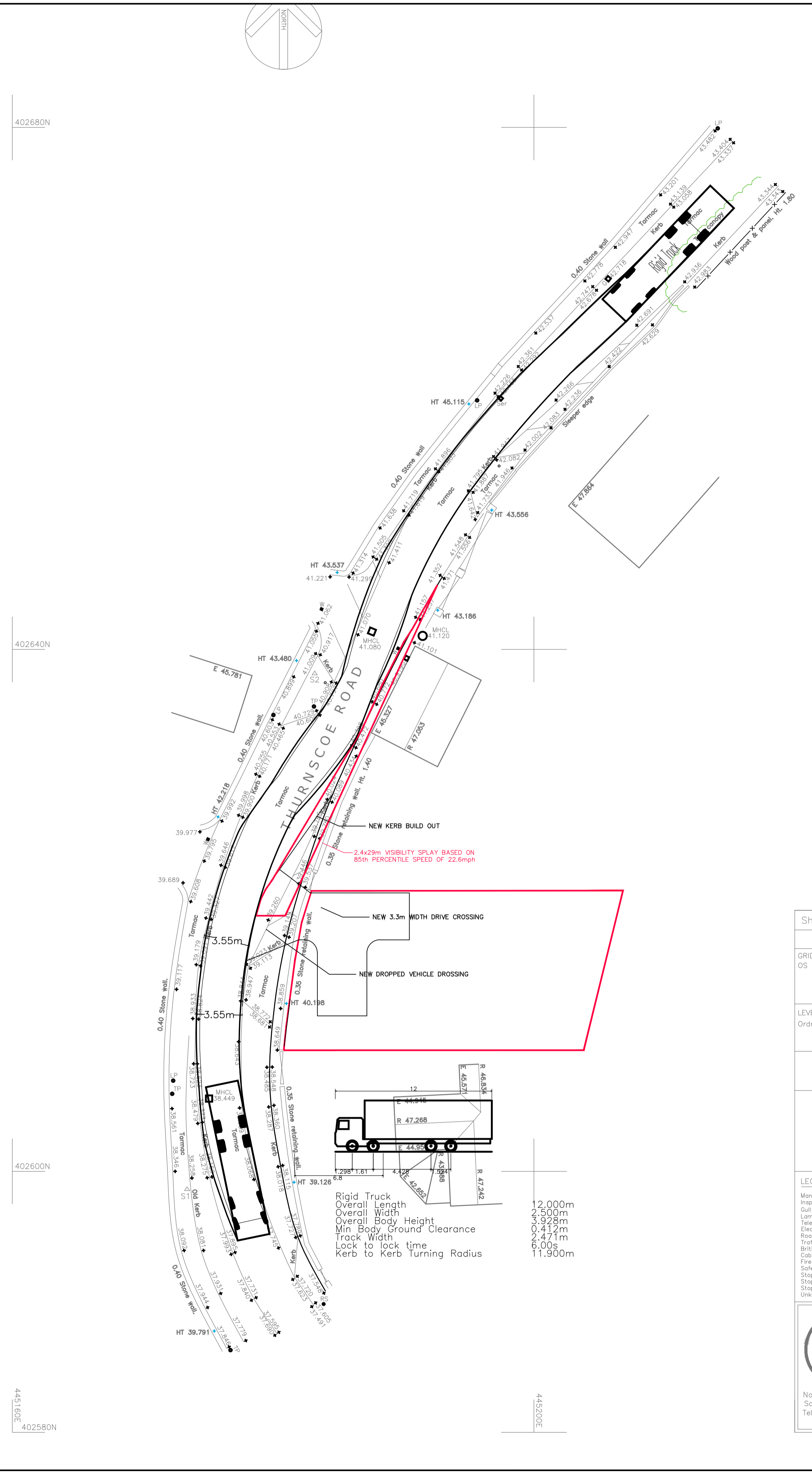
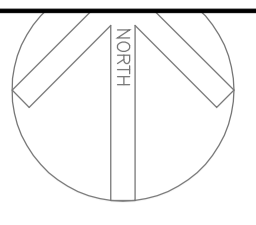


Phoenix 2-15N (with Elite 2 6x2 ML chassis)
 Overall Length 9.620m
 Overall Width 2.250m
 Overall Body Height 3.707m
 Min Body Ground Clearance 0.260m
 Track Width 2.250m
 Lock to lock time 4.00s
 Kerb to Kerb Turning Radius 8.950m




Rigid Truck
 Overall Length 12.000m
 Overall Width 2.500m
 Overall Body Height 3.928m
 Min Body Ground Clearance 0.412m
 Track Width 2.471m
 Lock to lock time 6.00s
 Kerb to Kerb Turning Radius 11.900m

This drawing is copyright of DART Engineers Ltd and must not be copied or reproduced in any way without written consent.
 DO NOT SCALE OFF THIS DRAWING

No.	Revision	Date	Drawn

Station	S1
	S2

Sheet 1 of 1
 Do not scale
 GRID- Related
 OS Plan Orient
 LEVEL- Related
 Ordnance Survey



CONTACT
 e: andy@dart-engineers.com
 e: robt@dart-engineers.com
 m: 07725281902
 w: www.dart-engineers.com

CLIENT
 MR L SWIFT

PROJECT
 THURNSCOE ROAD,
 BOLTON UPON DEARNE

DRAWING TITLE
 PROPOSED SITE ACCESS TRACKING

Drawn	AD	Chkd	RT	Date	August 2024	Scale	1:100
Sheet Size	A1	Drawing No.	24401-DR-C-0102	Revision			P1

No 1 Tonkers
 South Yorkshire
 Tel - 07446