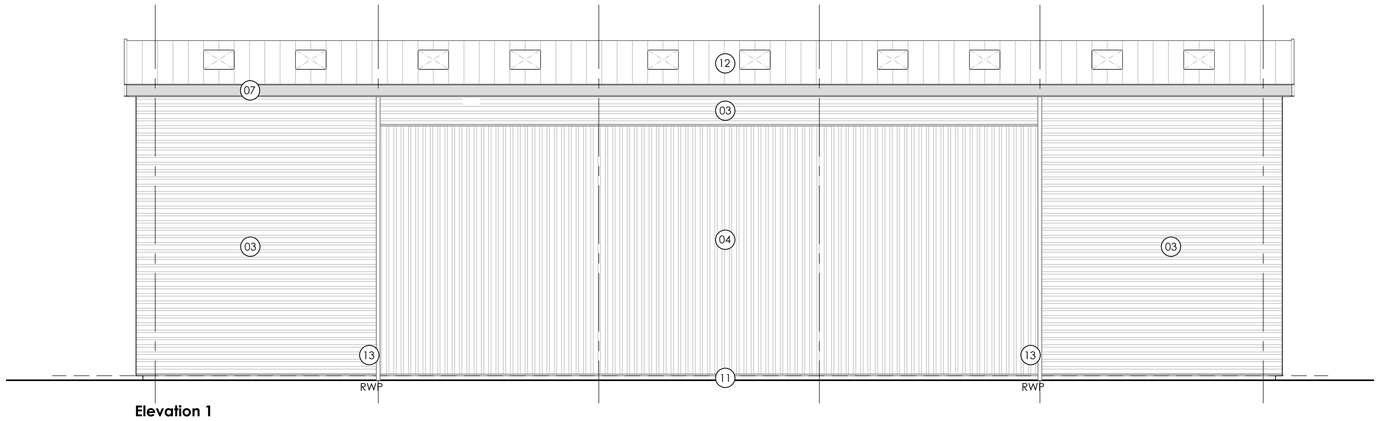

Elevation 1

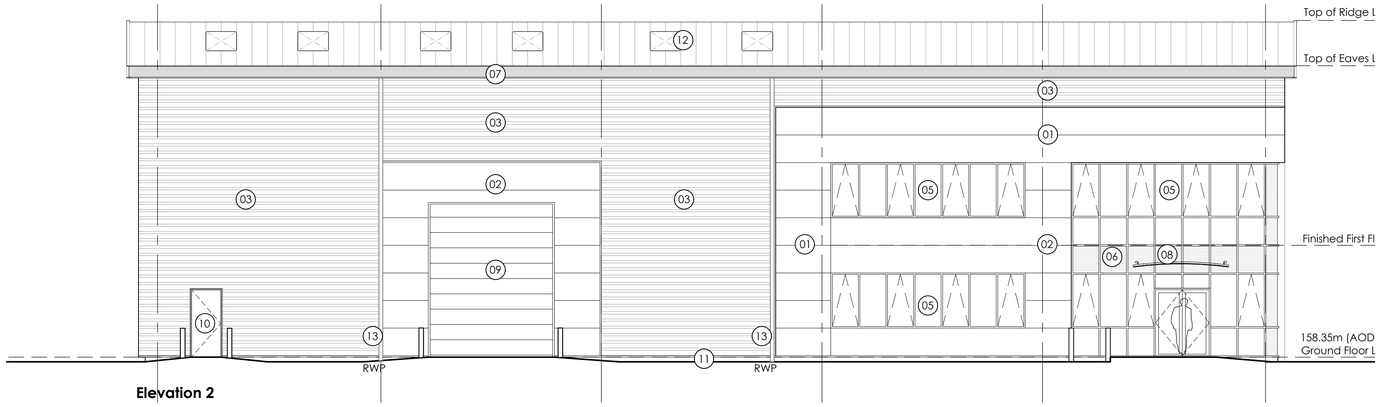

Elevation 2

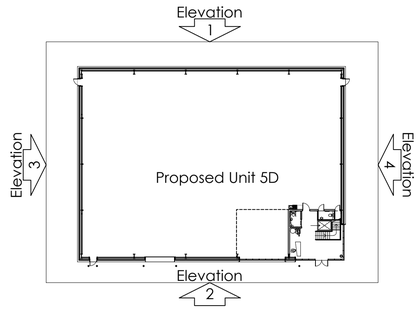

Key Plan - NTS

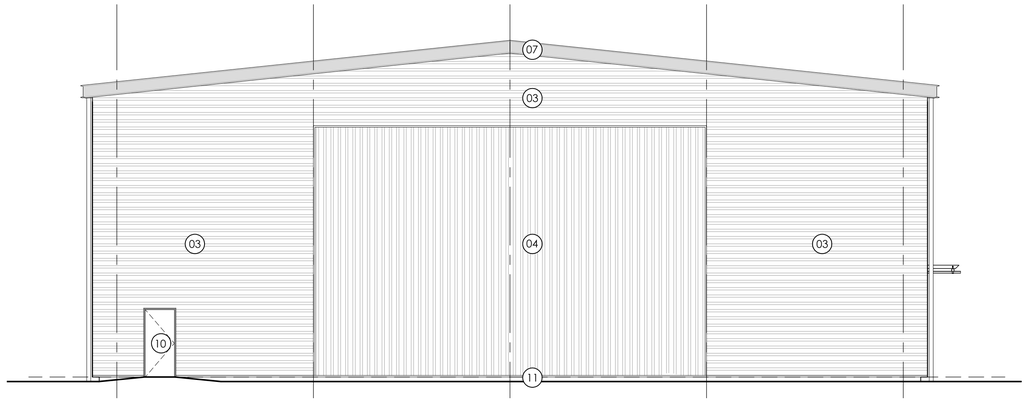

Elevation 3

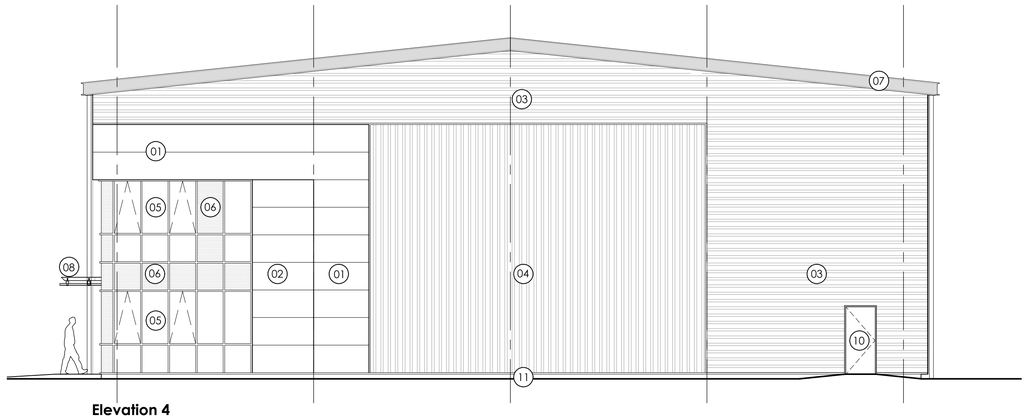

Elevation 4

EXTERNAL MATERIALS SPECIFICATION:

1. MICRO RIB METAL CLADDING, COLOUR ONYX RAL 7016.
2. MICRO RIB METAL CLADDING, COLOUR *ADVENTURA RAL 7000.*
3. HORIZONTAL TRAPEZOIDAL PROFILE METAL CLADDING, COLOUR *ADVENTURA RAL 7000.*
4. VERTICAL TRAPEZOIDAL PROFILE METAL CLADDING, COLOUR MOONSTONE *RAL 7035.*
5. P.P.C ALUMINUM THERMALLY BROKEN DOUBLE GLAZED DOORS & SCREENS TO INCLUDE LOW E-COATING TO ALL GLAZING, COLOUR ANTHRACITE GREY RAL 7016.
6. GLAZED LOOK-ALIKE INFILL PANELS.
7. POWDER COATED 1.6MM FOLDED ALUMINIUM FEATURE BEAM, COLOUR ANTHRACITE GREY RAL 7016.
8. CANTILEVERED GLASS CANOPY ON P.P.C STEEL SUPPORT STRUCTURE, COLOUR ANTHRACITE GREY RAL 7016.
9. P.P.C SECTIONAL UP-AND-OVER LEVEL ACCESS SERVICE DOORS, COLOUR *ADVENTURA RAL 7000 TO MATCH CLADDING.*
10. POWDER COATED STEEL DOORS, ANTHRACITE GREY RAL 7016. .
11. SMOOTH CHARCOAL ENGINEERING PLINTH BRICKWORK WITH PRE-COLOUED BLACK MORTAR.
12. METAL PROFILED ROOF SYSTEM, COLOUR GOOSEWING GREY. 10% CLEAR POLYCARBONATED ROOF LIGHTS.
13. POLYESTER POWDER COATED DOWNPIPES, COLOUR ANTHRACITE GREY RAL 7016.

Rev	Date	Description	Rev By	Chk'd By
-	dd.mm.yy	-	-	-

Project Title	Proposed Development Unit 5D Ashroyd Business Park Junction 36 M1 Barnsley S74 9SB				
Client	Network Space Ltd				
Status	Planning				
Scale	1:100	Drawing Size	A1		
Date	March 2018	Drawn By	MC	Checked	AT
Drawing Title	Proposed Elevations - Unit 5D				
Job-Dwg No	14698C-123			Rev	-

2 St. Johns North,
Wakefield, WF1 3QA
t. 01924 291800

Carvers Warehouse, 77 Dale Street,
Manchester, M1 2HG
t. 0161 2388555

The Old Rectory, 79 High Street,
Newport Pagnell, MK16 8AB
t. 01908 211577

101 London Road,
Reading, RG1 5BY
t. 0118 9507700

10 Gees Court, St Christophers Place,
London, W1U 1JJ
t. 0207 4091215

THE HARRIS PARTNERSHIP
ARCHITECTS
www.harrispartnership.com

This drawing is copyright and may not be reproduced in whole or part without written authority. Do not scale off this drawing.

Proposed Elevations Unit 5D
Scale 1:100 @ A1

0 1000 2000 3000 4000 5000mm
SCALE 1:100

CAD file reference 14698C - 17.0 Drawings\100 Series-Planning