

Existing wall construction and lintols etc to be retained or specified by the S. Eng

**NOTE**  
Drawing to be read in conjunction with drawings 201 - 210

New window frames to be made from FSC/PEFC certified treated Woodheart and finished in spray applied, water based, microporous paint, colour to be confirmed. Glazing to be 6mm float glass

New doors and frames to be made from FSC treated European Redwood and finished in spray applied, water based, microporous paint, colour to be confirmed; sills to be FSC Sapele; all by Crookes & Son Joinery, 3 Shenstone Road, Sheffield S6 1SP. Tel 0114 233 0699 or equal approved

Sealmaster TDS / WEH timber weatherstrip and metal finish threshold

## Elevation As Proposed

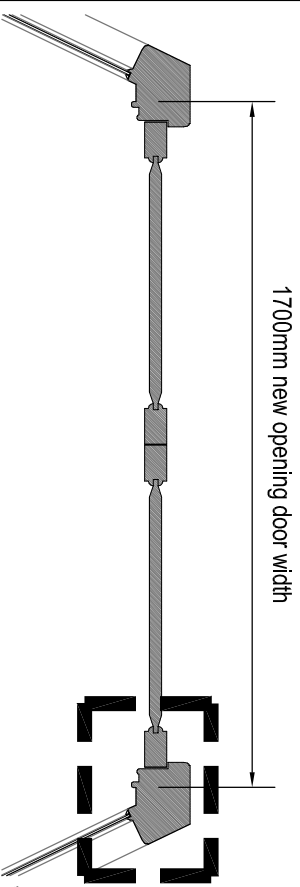
Scale 1:20@A3

## Section B-B As Proposed

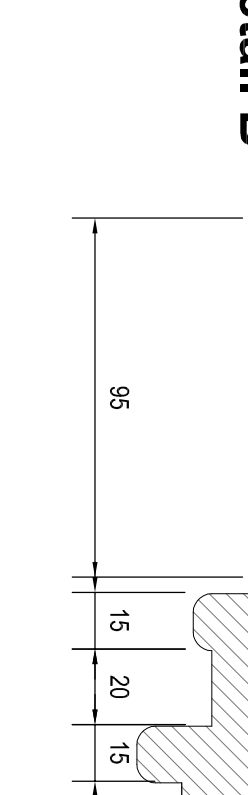
Scale 1:20@A3

1700mm new opening door width

2400mm new opening door height

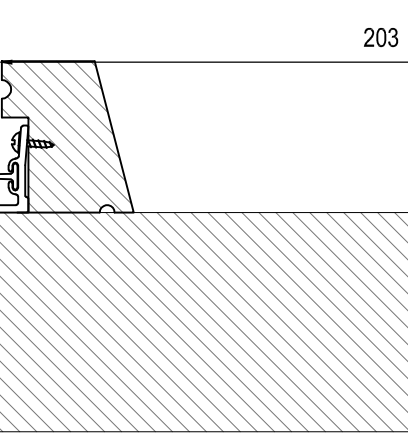


## Detail B

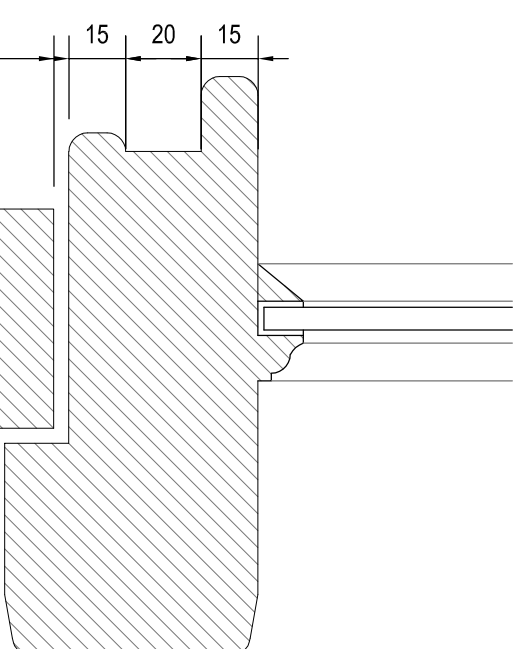


## Detail A As Proposed

Scale 1:2@A3



## Detail C



## Detail C As Proposed

Scale 1:2@A3

**ISSUED FOR PLANNING**

REVISION	DATE	DRAWN	CHECKED	DESCRIPTION	SCALE	DATE
CLIENT					1:20&1:2@A3	APR 2022
PROJECT	J E JAMES CYCLES					
DRAWING TITLE	12 - 18 ELDON STREET, BARNISLEY	DRAWN	ML	CHECKED		
ENTRANCE DOOR DETAILS AS PROPOSED		JOB NUMBER	2209	DRAWING NO.	215	

# TIMEARCHITECTS

Creative Conservation - Inspiring Design. Time Architects 226-228 Holme Lane, Sheffield, S64JZ  
 Registered Company Number in England and Wales: 8033393. Director: Michael Leigh  
 W. www.timearchitects.co.uk E. info@timearchitects.co.uk T. 0114 430 0114  
 © all rights reserved, report all discrepancies, do not scale from drawing, check dimensions on site

## Section A-A As Proposed

Scale 1:20@A3

## Detail B As Proposed

Scale 1:2@A3

## Detail A

Interior

Exterior

