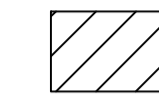
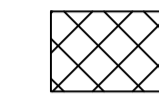


SCHEME PLAN - Scale 1:200

NOTES AND KEY



Car Park Construction:-
 30mm thick Surface Course
 60mm thick Binder Course
 100mm thick Base Course
 150mm thick Type 1 Sub-Base



Access Road Construction:-
 Cold Mill (Plane) existing surface
 Tack Type A
 Resurface with 30mm thick Surface Course




New Street Lighting Ducting and Cable to Street Lighting Columns
 In verge - reinstated to 450mm depth in accordance with BMBC Standard Details
 In Car Park - reinstated to 600mm depth in accordance with BMBC Standard Details



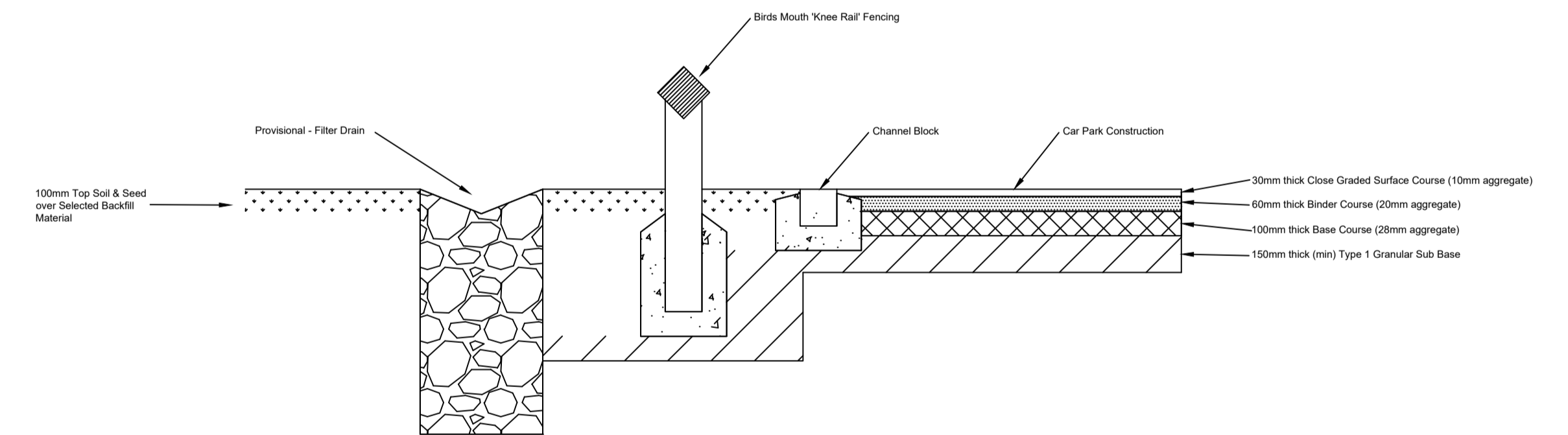
Birdsmouth 'Knee Rail Fencing'



C4 / 100 - PCC Flat Top Channel Block (150 x 150 x 915mm) on 100mm Concrete Bed and Surround



E1 / 100 - Flat Top PCC Edging on 100mm concrete bed and surround



TYPICAL DETAIL - Scale 1:20

BARNSELY COUNCIL
 DARTON CAR PARK - PROPOSED WORKS
 Scale as Shown