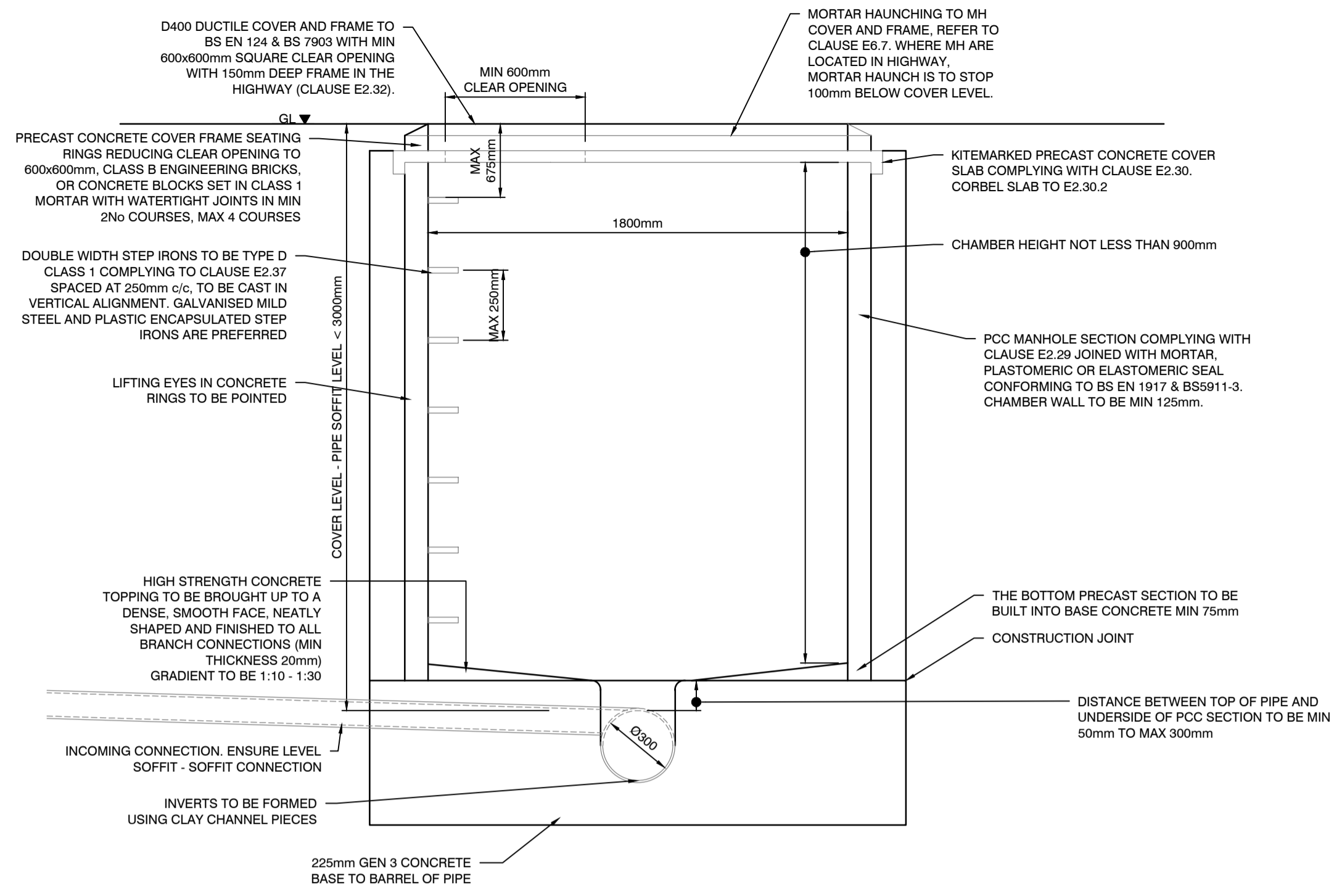
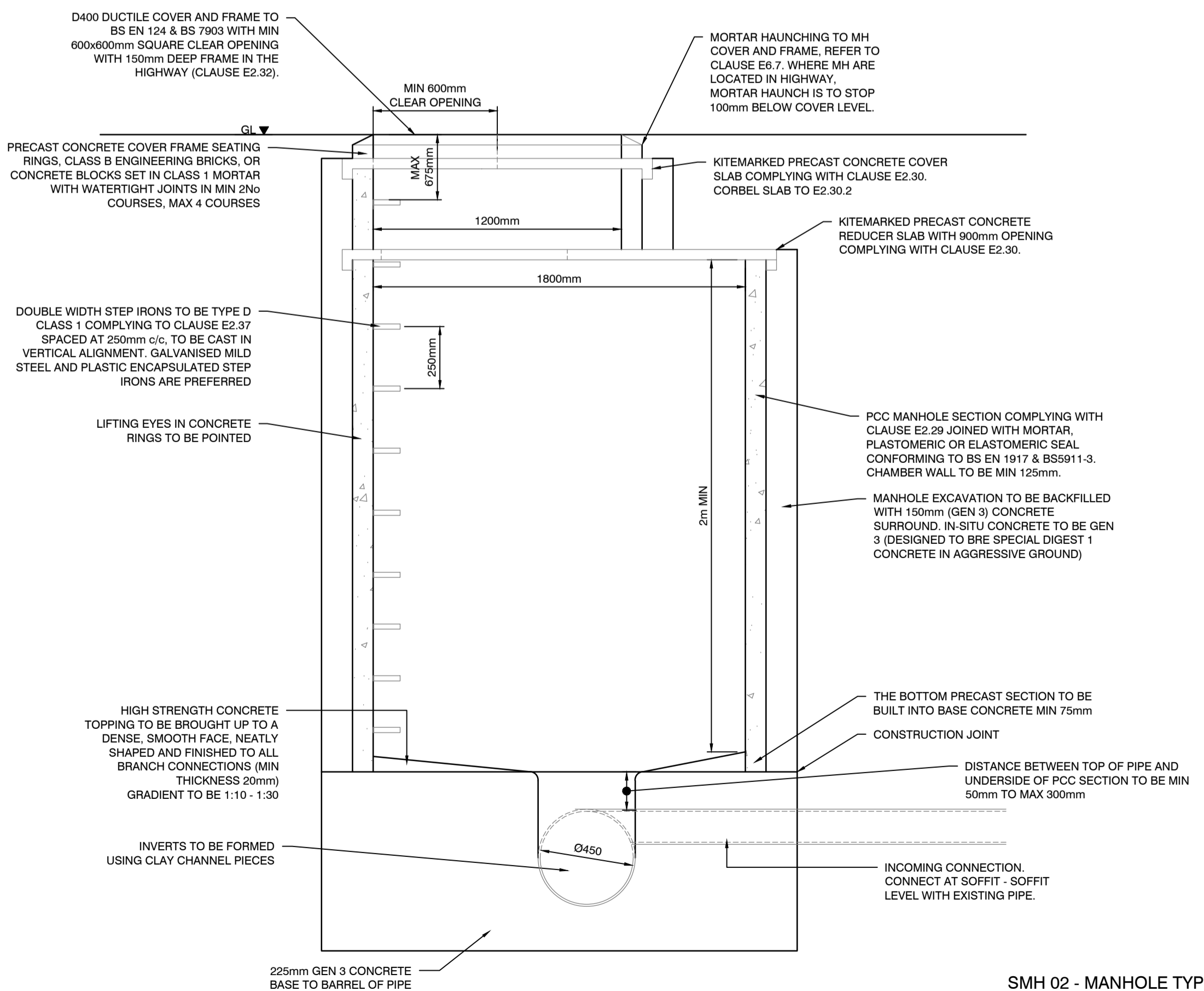


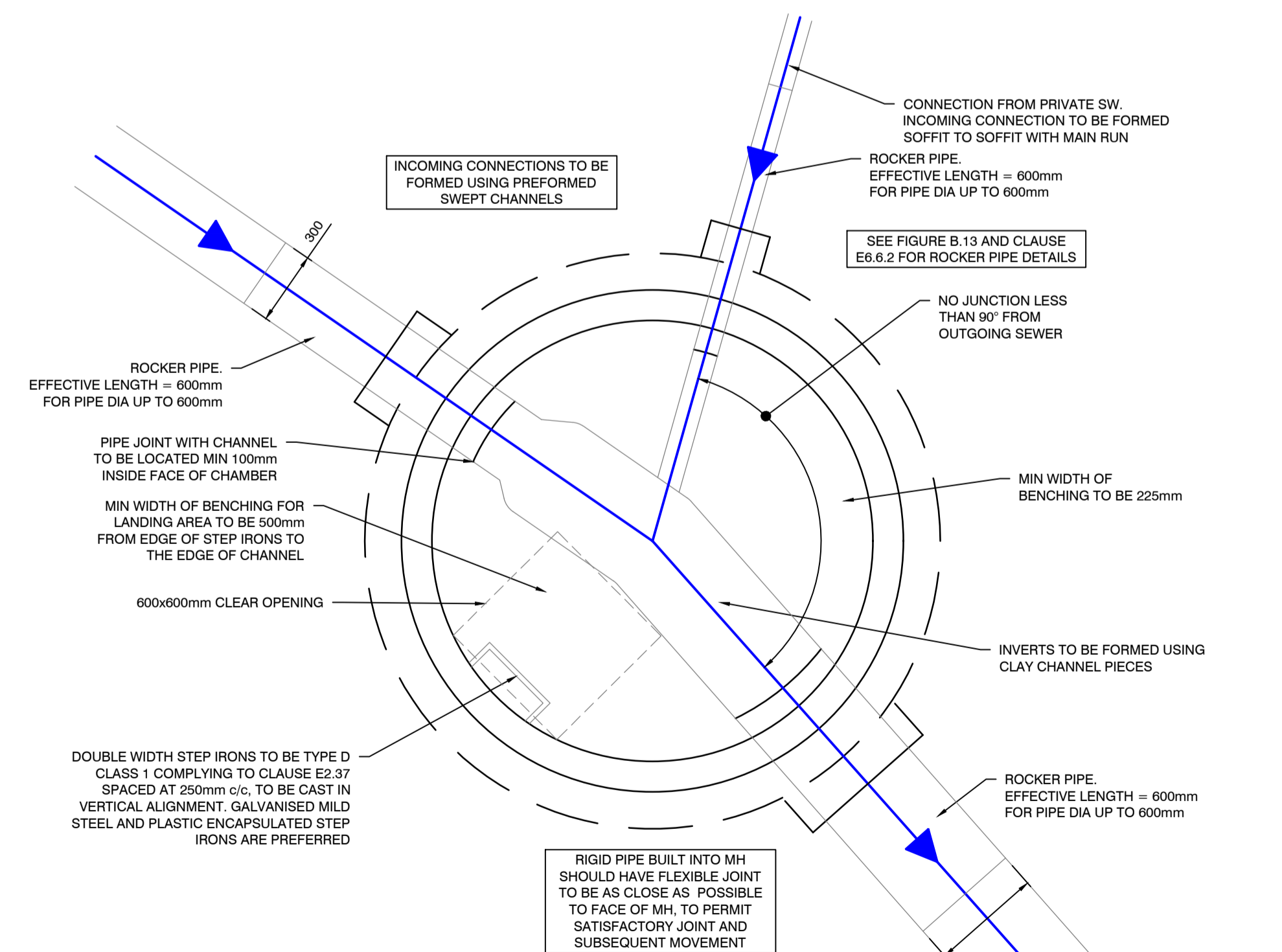
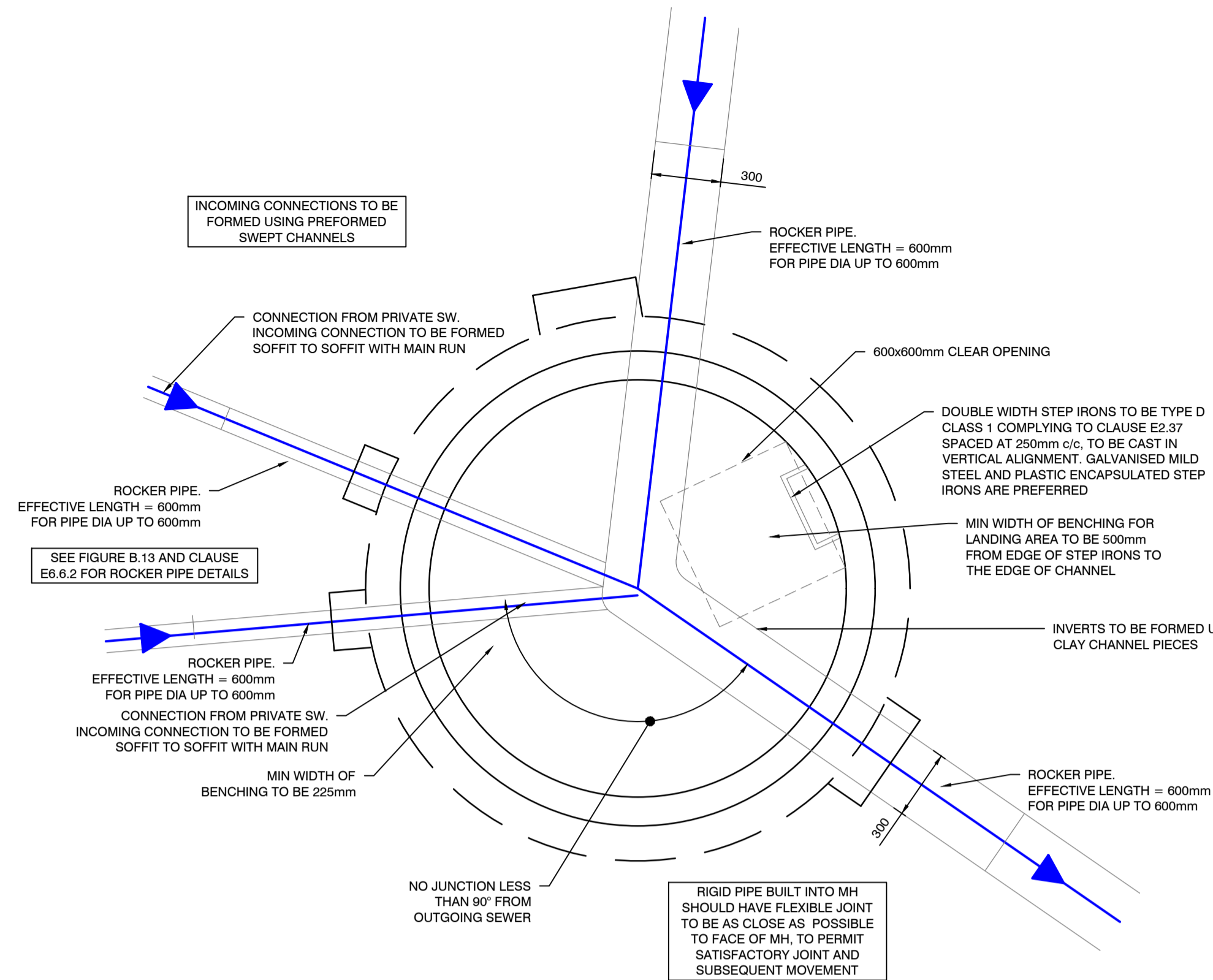
YW REF - S104-2025-022



SMH 01 - MANHOLE TYPE B SOFFIT DEPTH MAX 3m BELOW COVER
1:20



SMH 02 - MANHOLE TYPE A1 SOFFIT DEPTH BETWEEN 3m - 6m
1:20



This drawing is to be read in conjunction with all other relevant documentation.
Do not Scale
 All setting out by contractor. Report all discrepancies to bdi Structural Solutions.
 Drawing Copyright of BDI Structural Solutions ©
 Client required to comply with requirements of Party Wall Act as required by nature of work.

NOTES

- YORKSHIRE WATER NOTES**
- 1- ALL ADOPTABLE SEWER WORKS AND MATERIAL TO BE IN ACCORDANCE WITH "CODE FOR ADOPTION" - THE RELEVANT BRITISH / EUROPEAN AND YORKSHIRE WATERS STANDARDS / REQUIREMENTS / ADDENDUM TO THE MECHANICAL AND ELECTRICAL SPECIFICATION AND KITEMARKED.
 - 2- MANHOLES COVER SHALL / MUST HAVE A CLEAR OPENING OF 600mm AND SHALL BE CLASS D400 TO BS EN 124 WITH 150mm DEEP FRAMES IN HIGHWAYS.
 - 3- FILLED GROUND MUST BE FILLED AND CONSOLIDATED UNDER THE SUPERVISION AND TO THE SATISFACTION OF YORKSHIRE WATER BEFORE ANY SEWER WORKS ARE CARRIED OUT.
 - 4- YORKSHIRE WATER IS NOT OBLIGED TO ACCEPT FILTER DRAIN / LAND DRAINAGE RUN-OFF INTO THE PUBLIC SEWER NETWORK OR ADOPTABLE DRAINAGE SYSTEM (DIRECTLY OR IN-DIRECTLY). AN ALTERNATIVE METHOD OF DISPOSAL OF THE LAND DRAINAGE RUN-OFF WILL THEREFORE BE REQUIRED AND YOU WILL HAVE TO LIAISE WITH THE LOCAL AUTHORITY, LAND DRAINAGE SECTION REGARDING THE DISPOSAL OF THE FILTER DRAIN / LAND DRAINAGE RUN-OFF.
 - 5- THE ADOPTABLE SEWERS SHOULD BE A MINIMUM OF 1m AND MANHOLES 0.5m FROM KERB FACES & SERVICE MARGINS.
 - 6- SEWERS MUST HAVE 5m CLEARANCE FROM TREES AND HEDGES OR THE WIDTH OF THE CANOPY AT MATURE HEIGHT.
 - 7- SEWERS TO BE LAID IN CLASS 'S' BEDDING (150mm GRANULAR BED AND SURROUND), WHERE DEPTH OF COVER TO TOP OF THE SEWER IS LESS THAN 1.2m IN HIGHWAYS AND VERGES OR LESS THAN 900mm IN NON-VEHICULAR ACCESS AREAS) THEN A CONCRETE SLAB SHOULD BE PROVIDED ABOVE GRANULAR BED AND SURROUND.
 - 8- BEDDING AND BACKFILL MATERIAL TO CONFORM TO THE REQUIREMENT OF WATER INDUSTRY SPECIFICATION 4-08-02 (TABLE A2)
 - 9- YORKSHIRE WATER POLICY IS THAT TYPE 'C' BRICK MANHOLES AND 1050mm DIA MANHOLE RINGS ARE NOT PREFERRED. INSTEAD, IT IS PREFERRED THAT YOU USE A TYPE 'B' MANHOLE WITH 1200mm DIA OR 1500mm DIA RINGS, WITH THE OPENING SITED OVER THE CHANNEL WHERE DEPTH OF COVER TO PIPE SOFFIT IS 1-1.5m.
 - 10- ADOPTABLE PLASTIC SEWER PIPES TO BE BSI KITEMARKED (CERTIFIED TO WIS-4-35-01 & BS EN 13476). ADOPTABLE PLASTIC SEWER PIPES TO BE LAID IN MAXIMUM 3m LENGTHS UNLESS THERE IS A SPECIFIC OPERATIONAL NEED TO LAY LONGER LENGTHS. PLASTIC CHANNEL SECTIONS IN MANHOLES ARE NOT ACCEPTABLE AND YORKSHIRE WATER WOULD REQUIRE CLAY WARE CHANNELS IN MANHOLES.
 - 11- THE MINIMUM CRUSHING STRENGTH FOR CLAY PIPES SHOULD BE AS FOLLOWS:
100mm DIA 40kN/m, 150mm DIA 40kN/m, 225mm DIA 45kN/m AND 300mm DIA 72kN/m. THE MINIMUM CRUSHING STRENGTH FOR CONCRETE PIPES SHOULD BE: (CLASS 50 TO EN 1916 / BS5911-1:2002). PLASTIC PIPES SHOULD CONFORM TO WIS 4-35-01 & BS EN 13476.
 - 12- WHERE A B125 COVER AND FRAME HAS BEEN APPROVED, THIS MUST NOT BE COATED IN PLASTIC AND MUST HAVE LIFTING EYES SUITABLY SIZED TO ACCOMMODATE STANDARD LIFTING KEYS. SCREW DOWN COVERS ARE NOT ACCEPTABLE.
 - 13- THERE MUST BE ENOUGH CLEARANCE AT CROSSOVERS TO ACCOMMODATE BEDDING TO BOTH PIPES. APPROX 300mm IF CROSSOVER IS NEAR THE ROCKER THEN THE CLEARANCE NEEDED MAY NEED TO BE INCREASED.

FOR ALL CLAUSE AND TABLE REFERENCES, PLEASE REFER TO DESIGN & CONSTRUCTION GUIDANCE CONTAINED WITHIN THE CODE FOR ADOPTION.

TECHNICAL APPROVAL

Rev	Date	ISSUED FOR TECHNICAL APPROVAL	Drawn	App'd
A2	23.01.25	AMENDS TO SLIT YW COMMENTS	JDH	SG
A1	18.09.25	AMENDS TO SLIT YW COMMENTS	JDH	SG
Rev	Date	18.03.25	Drawn	App'd
			JDH	JDH

BDI Structural & Civil Engineering
 BDI, Suite B, Stafford Court, Washway Road, Sale, M33 7PE
 www.bdistructuralolutions.co.uk
 T: 0161 969 3886
 E: bdi@bdistructuralolutions.co.uk

Client: Sourced Co

Project: Roughbirchworth Lane Oxspring

Drawing Title: S104 Manhole Details

Scale: As shown at A1	Dwg No. 20218532
Drawn: JDH	Chk'd by: JDH
Date: 18.03.2025	Date Chkd: 18.03.2025
	C1 13
	Rev: A2