

The dimensions in this drawing are believed to be accurate at the scale identified below to a reasonable tolerance, unless stated otherwise, providing the drawing has been reproduced using a correctly calibrated plotting device. Photocopies and subsequent reproductions must not be scaled.

The Principal Contractor is to verify all dimensions, levels and datums prior to commencement of work. The Contractor should not rely upon scaled dimensions. No allowance will be made for non-compliance with this advice.

Any discrepancies are to be reported immediately to the Contract Administrator.


Variations and modifications to the work shown on these drawings are not to be carried out without the express consent of the Contract Administrator.

This drawing is the property of The National Trust and must not be copied or reproduced, in whole or in part, except with their express permission nor may the design or any information thereon be disclosed to any third party.

Maps are reproduced by permission of Ordnance Survey.
 © Crown copyright and database right 2024.
 All rights reserved.
 Ordnance Survey licence number AL 100031673

Revision	By	Date	Details

Notes



Estate / Property
 Wentworth Castle Gardens
 Park Drive, Bamsley, S75 3EN

Project Title
 Walled Garden Security Improvements

Drawing Title
 West Gate Entrance Existing and Proposed Plans

Drawn By
 David Rankine

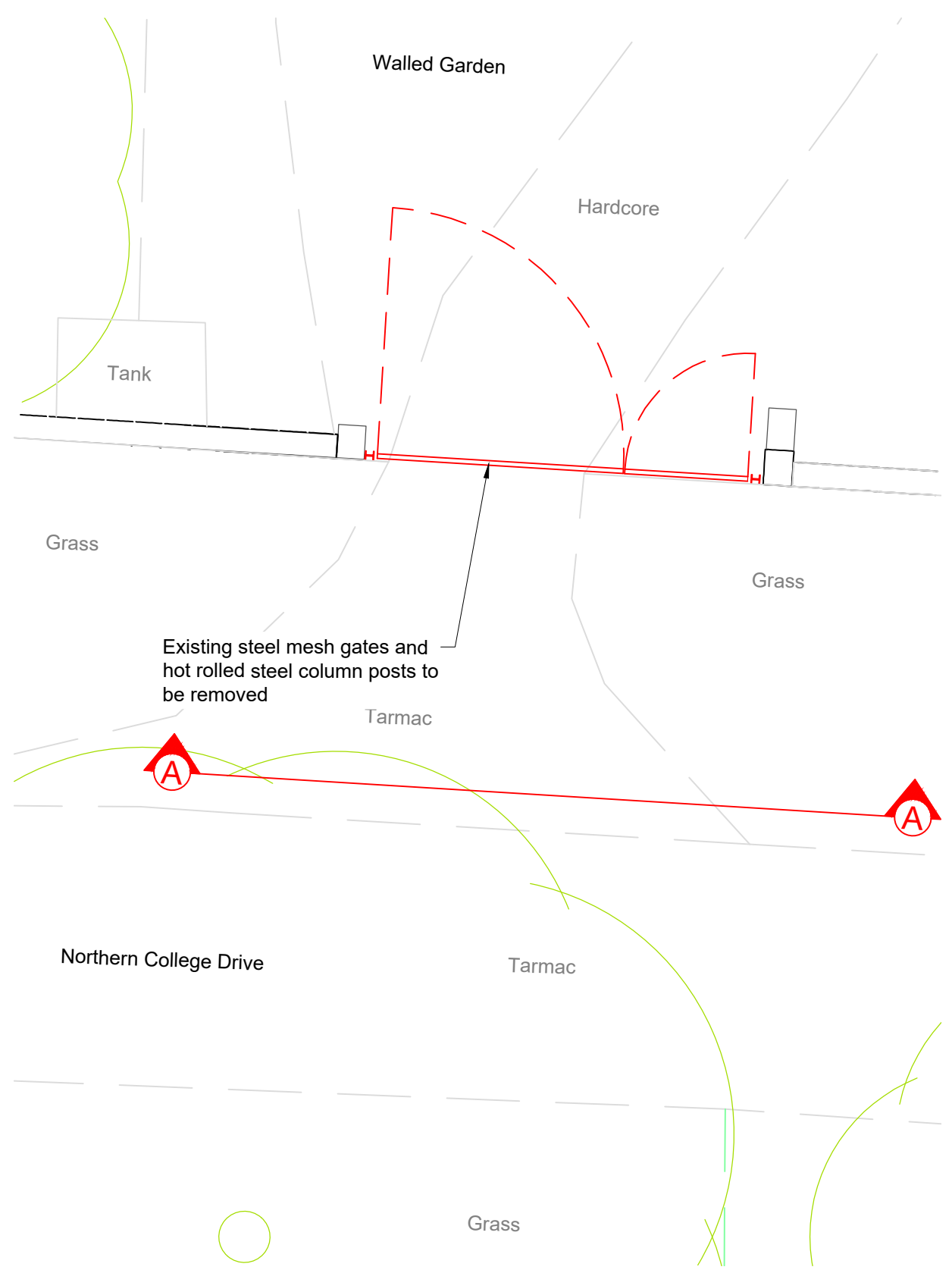
Date
 10th October 2025

Scale @ A3
 1:100

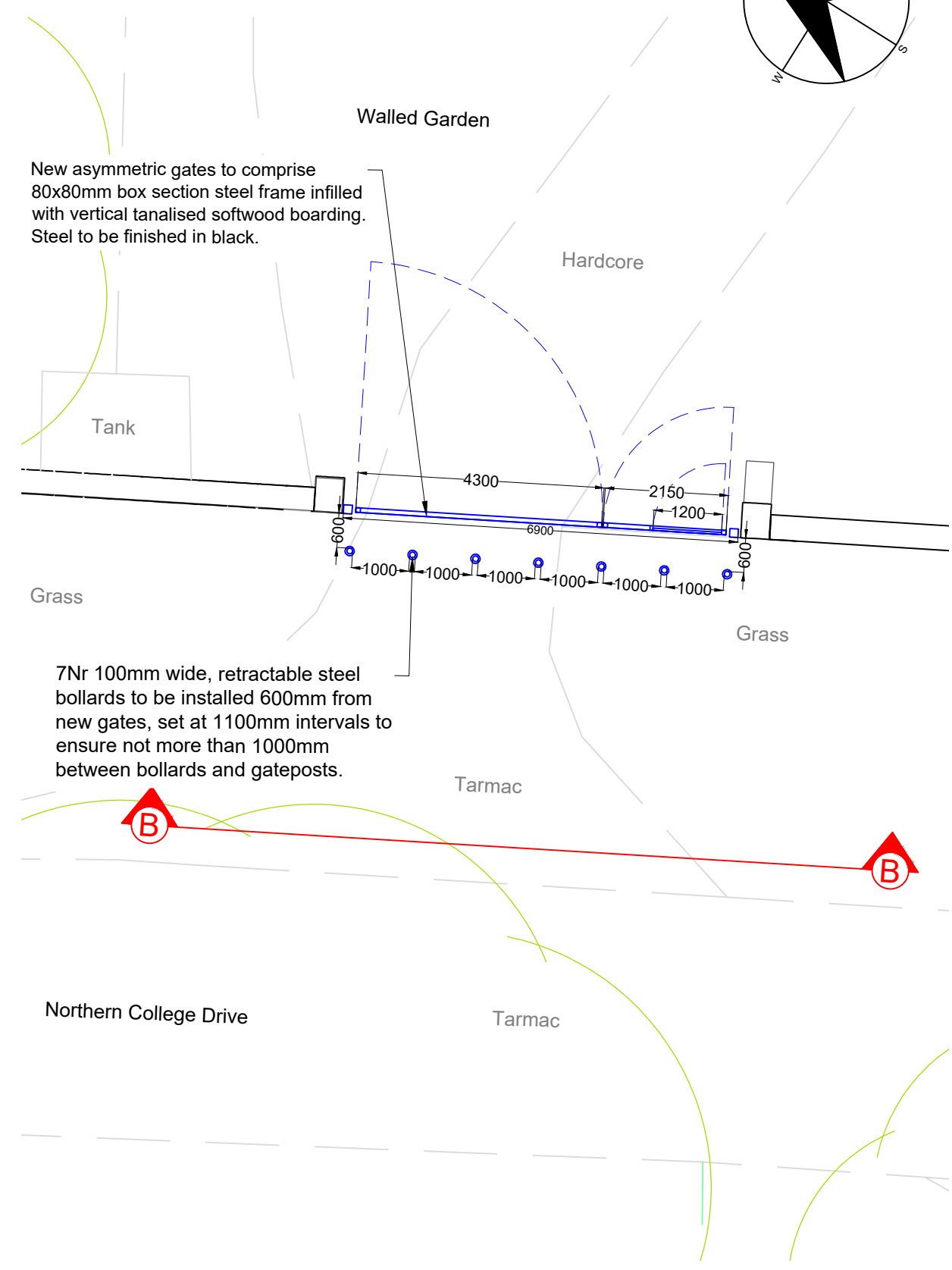
Property Reference
 -

Drawing No
 10045329_PL_03

Revision
 0



West Gate: Existing Plan



West Gate: Proposed Plan

