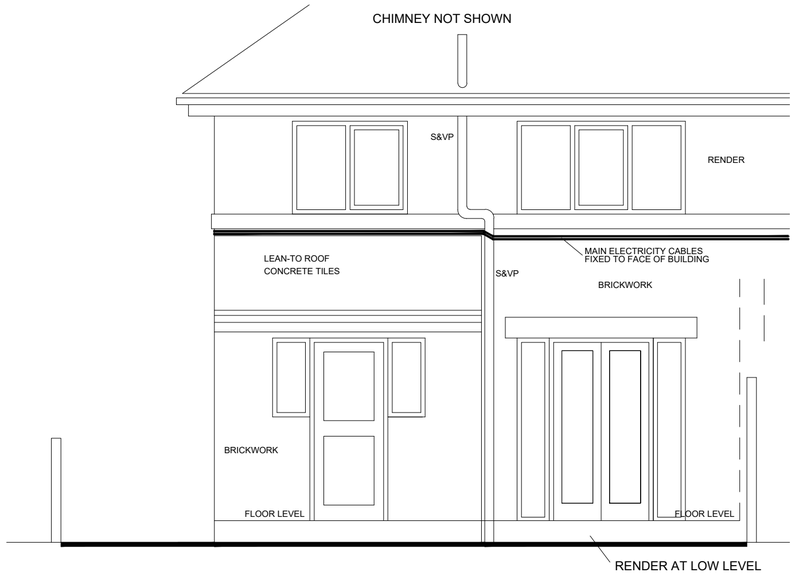

REAR ELEVATION

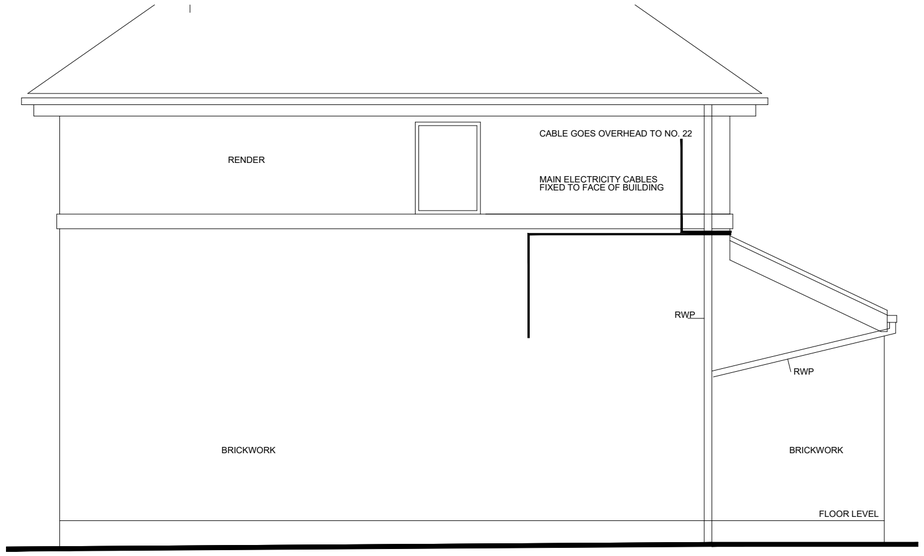

SIDE ELEVATION (L)

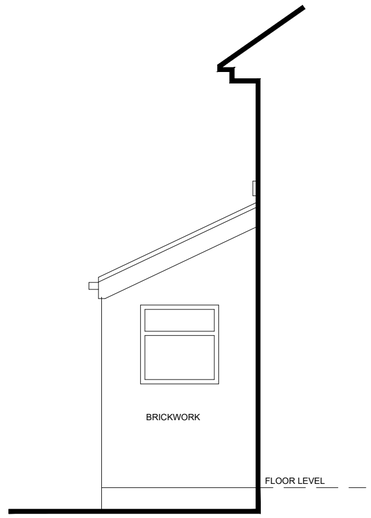

SIDE ELEVATION (R)

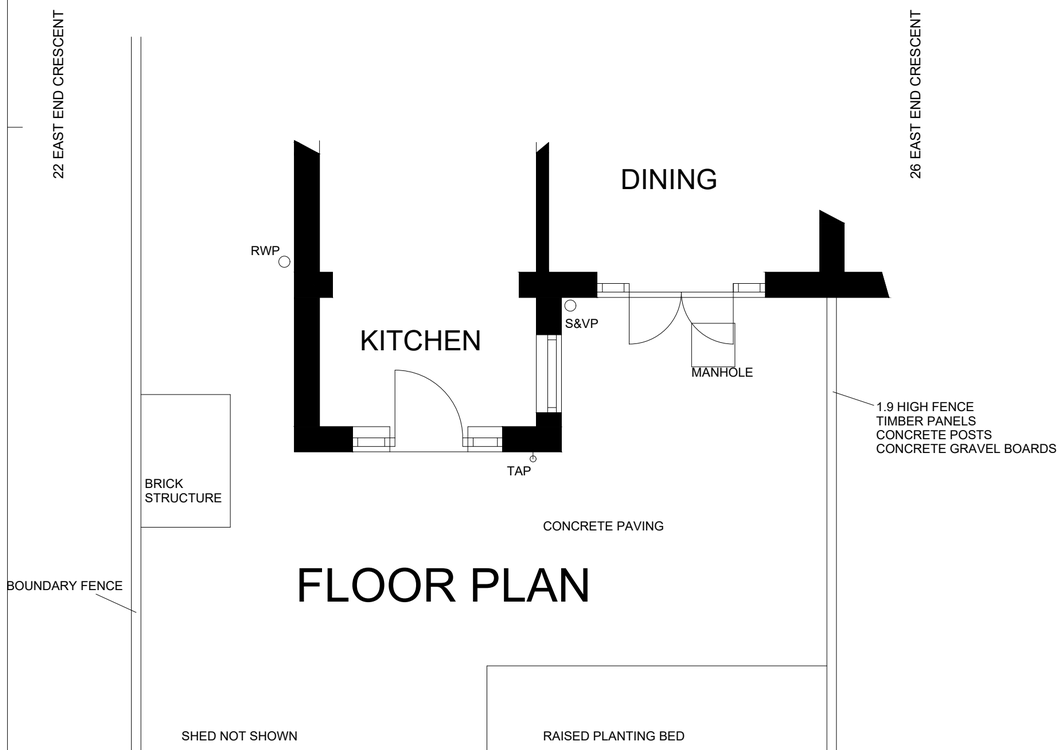

FLOOR PLAN



METRES 0 1 2 3 4 5

NYP

1. THIS DRAWING AND THE COPYRIGHTS AND PATENTS THEREIN ARE THE PROPERTY OF NYP ARCHITECTURAL SERVICES LLP REGISTERED IN ENGLAND AND WALES No. 4631338 AND MAY BE USED OR REPRODUCED ONLY UNDER CONTRACT.

2. CONTRACTORS AND SUB-CONTRACTORS MUST CHECK AND AGREE ALL DIMENSIONS BEFORE PREPARING SHOP DRAWINGS OR COMMENCING WORK ON SITE

3. CONTRACTORS ARE RESPONSIBLE FOR INFORMING THE DESIGNER OF ANY DISCREPANCY DISCOVERED ON THIS DRAWING OR BETWEEN THIS DRAWING AND ANY OTHER RELATED DOCUMENT ISSUED UNDER THE STANDARD FORM OF CONTRACT IN RESPECT OF THE WORK.

4. WRITTEN DIMENSIONS ONLY ARE TO BE USED FROM THIS DRAWING. IF IN ANY DOUBT ASK FOR CLARIFICATION.

Notes.

Revisions.

Date	Suffix	Description	Date	Suffix	Description

NYP ARCHITECTURAL SERVICES
The Grove, High Street, Dodworth, Barnsley, S75 3RQ. Tel: 01226 200989. E-mail : scott@nypas.co.uk / stephen@nypas.co.uk

Project.	PROPOSED EXTENSION 24 EAST END CRESCENT ROYSTON BARNSLEY	Client.	
Drawing Title.	PLAN AND ELEVATIONS AS EXISTING	Date. JUNE 2018	Scale. 1:50 @ A2
		Ref. 04-105	Dwg. No. 01 / Rev.

SHEET SIZE A2