

DISPLAY CASE MADE FROM EXTRUDED ALUMINIUM SECTIONS WITH POLYESTER ELECTRO-STATIC POWDER COAT FINISH

ELECTRICS -


3 x 50W FLUORESCENT LAMPS OPERATED BY 1x SINGLE & 1x DOUBLE BALLAST COMPLETE WITH HIGH FREQUENCY RCD/MCB TRIP SWITCH & PHOTOCELL LIGHT SENSOR

6mm TOUGHENED GLASS WITH 3mm THICK FLOX DIFFUSER FOR DISPLAY SUPPORT

175mm
1:20

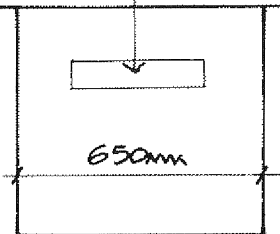


1155mm
1310mm



ILLUMINATED 6 SHEET DOUBLE SIDED FREE STANDING ADVERTISING UNIT

NAMEPLATE



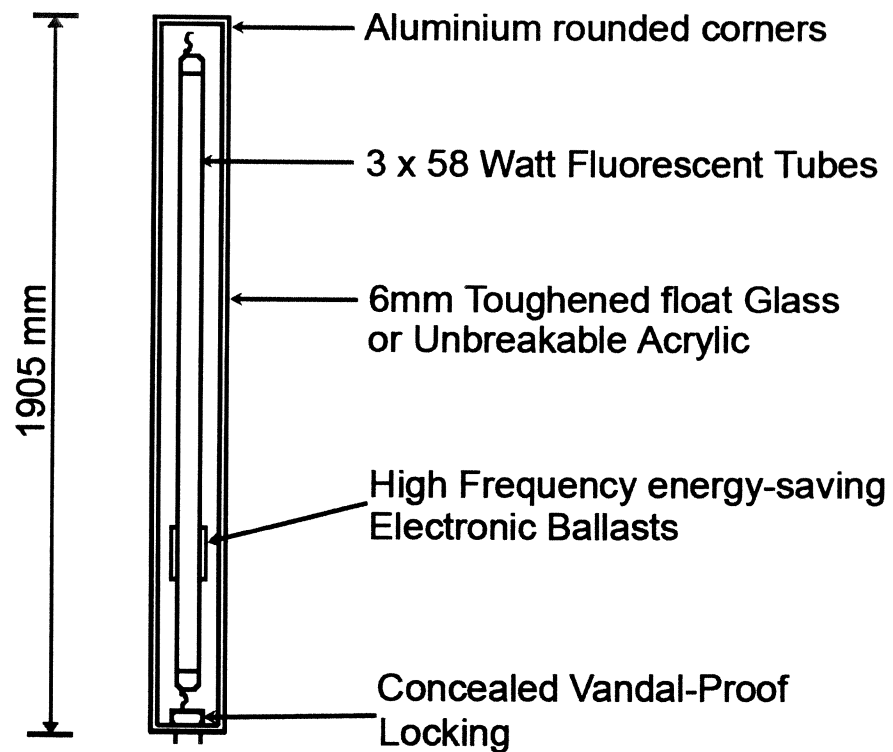
1905mm
600mm

1755mm

650mm

SPECIFICATION DRAWING
1:20

Cross Section of Internally Illuminated 6 Sheet Panel



Additional Information:

Lighting Regime: dusk 'til dawn. Activated via light sensitive photo cell.

Exterior frame colour: Dark brown (RAL 8080)

Maximum illumination: 658 Candelas / m²