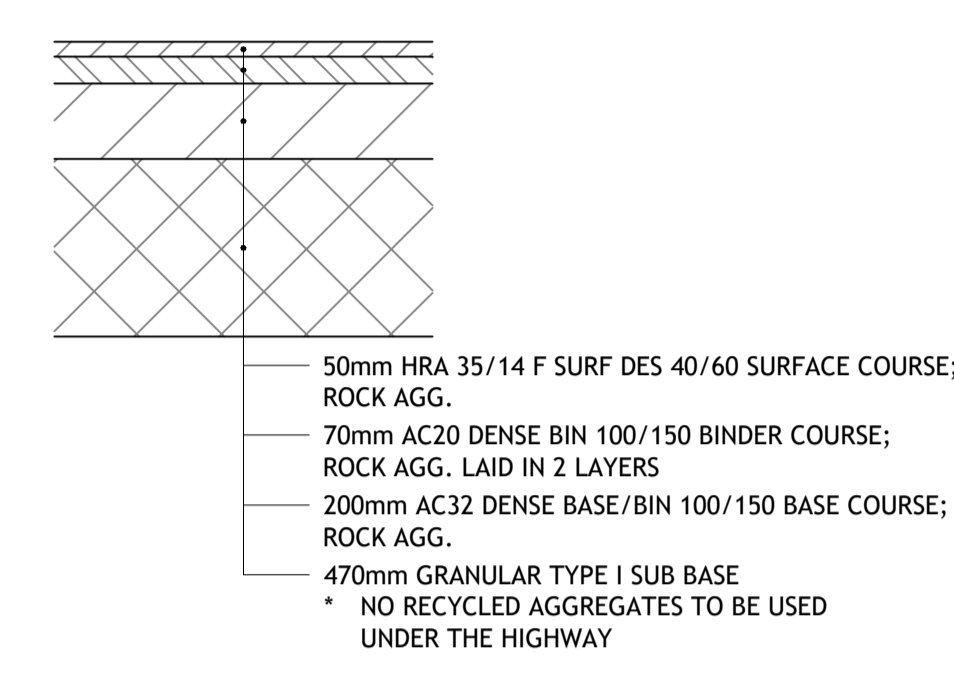


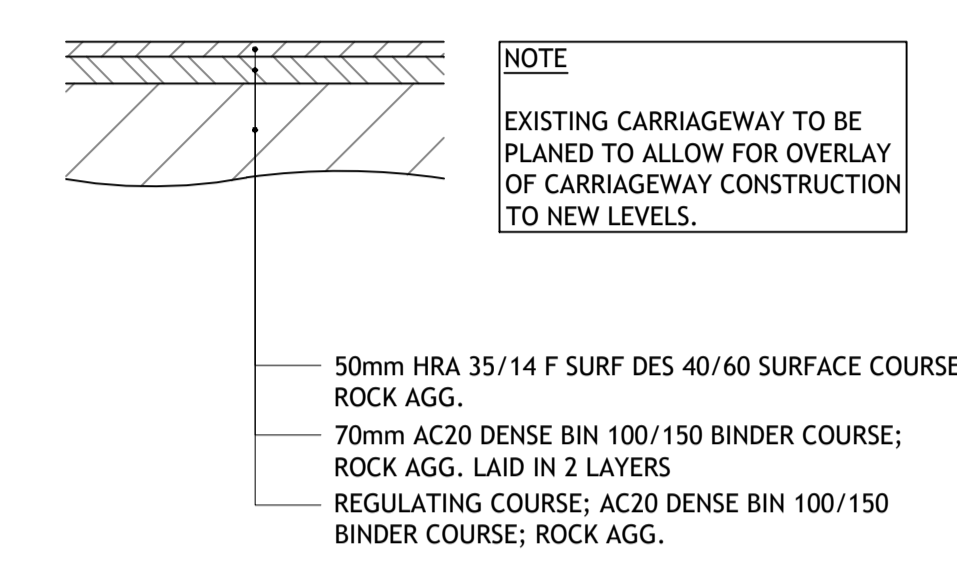
DO NOT SCALE

NOTES

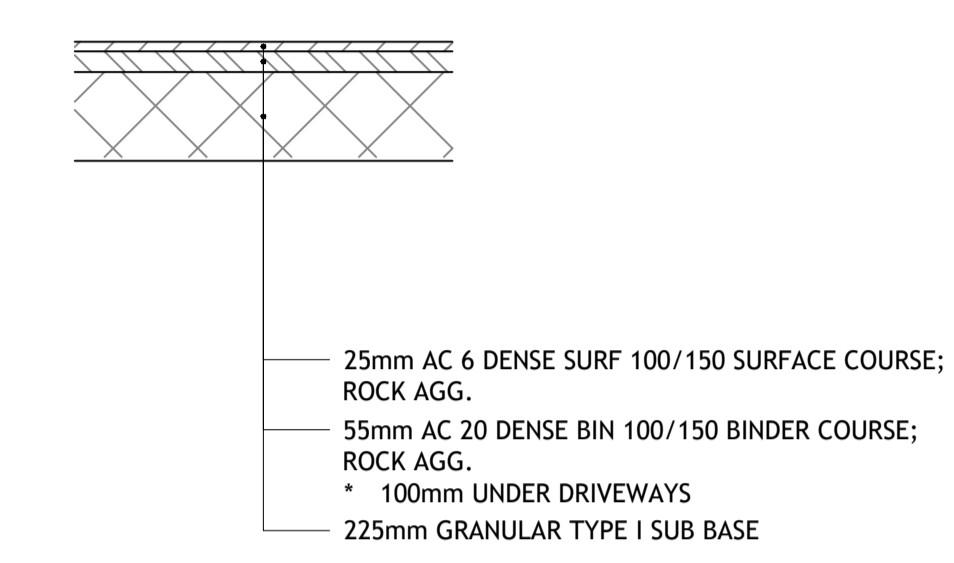
- DESIGN NOTES
- ALL DESIGN AND WORKS TO COMPLY WITH CURRENT VERSION OF THE FOLLOWING DOCUMENTS:
 - DESIGN MANUAL FOR ROADS AND BRIDGES (DMRB);
 - SPECIFICATION FOR HIGHWAY WORKS (SHW);
 - MANUAL FOR STREETS (MFS); AND
 - BARNSELY METROPOLITAN BOROUGH COUNCIL (BMBC) DESIGN GUIDE AND SPECIFICATION.
 - ALL DIMENSIONS IN MILLIMETRES UNLESS STATED OTHERWISE.
 - READ IN CONJUNCTION WITH DRAWINGS:
 - 9014-A1-100-001;
 - 9014-A1-100-200 SERIES;
 - 9014-A1-700-001; AND
 - 9014-A1-1100-001.
 - SURFACE COURSE IS TO BE LAID OVER THE NEW CONSTRUCTION CARRIAGEWAY AND THE ADJACENT PLANNED CARRIAGEWAY CONCURRENTLY, SO THERE WILL BE NO JOINTS ALONG THE LINE OF THE NEW CONSTRUCTION.
 - BITUMINOUS SPRAYS AND TACK COAT ARE TO ADHERE TO CLAUSE 920 MCHW.
 - HOT ROLLED ASPHALT MIXTURE IS TO COMPLY TO EN 13108-4, AND LAID WITHIN THE TOLERANCES SET OUT IN THE HIGHWAYS SPECIFICATION AND MCHW CLAUSE 702.
 - TYPE I SUB-BASE TO CLAUSE 803 OF MCHW.
 - IRONWORK IN THE CARRIAGEWAY SHOULD BE SET FLUSH TO THE NEW CARRIAGEWAY SURFACING.
 - FOR KERBING LAYOUT REFER TO DRG. NO. 9014-A1-1100-01.
 - OVERLAY THICKNESS IS TO BE DETERMINED WITH NEW AND EXISTING LEVELS, EXISTING SURFACE TO BE PLANED TO ALLOW FOR MINIMUM SURFACE AND BINDER COURSE.
 - FINISHED LEVEL OF TOPSOIL 25mm ABOVE TOP OF KERB/EDGING FOR SETTLEMENT.
 - FOR NEW PAVED AREAS, EXISTING GROUND LEVELS TO BE BROUGHT UP TO FORMATION LEVELS WITH 6F1 MATERIAL.
 - TYPES OF PROPOSED ROAD CONSTRUCTION ARE SUBJECT TO BMBC APPROVAL.



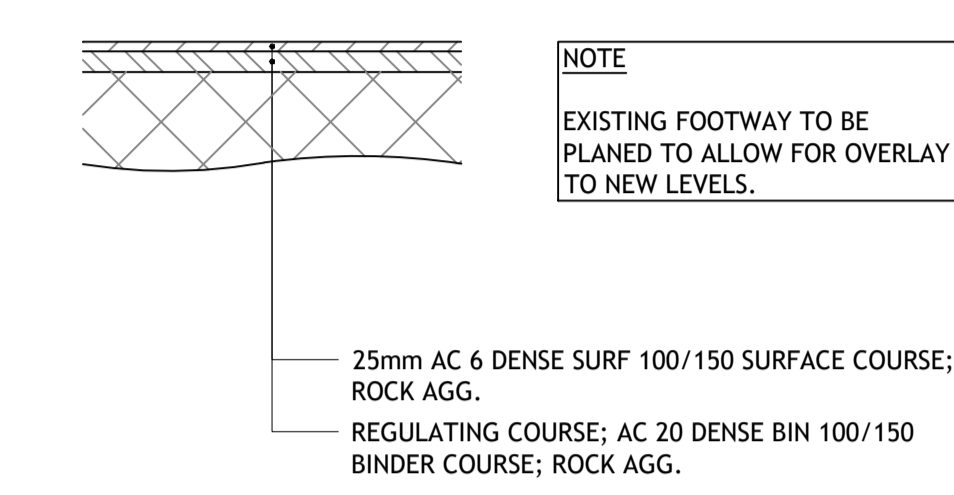
NEW CARRIAGEWAY - P01



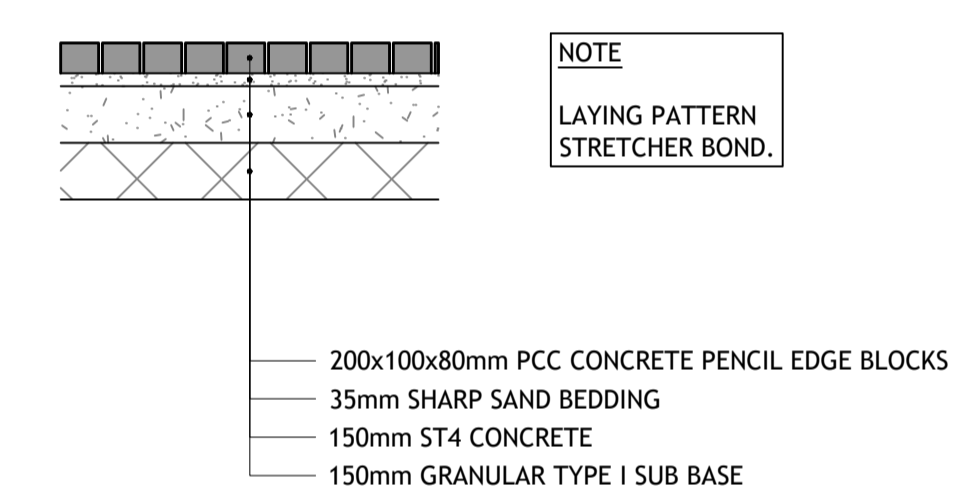
EXISTING CARRIAGEWAY RESURFACING - P02



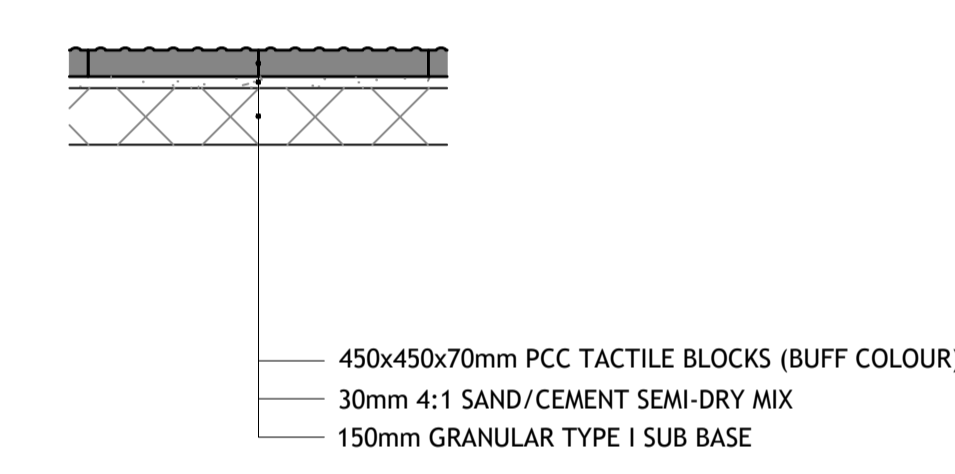
NEW FOOTWAY/CYCLEWAY - P03



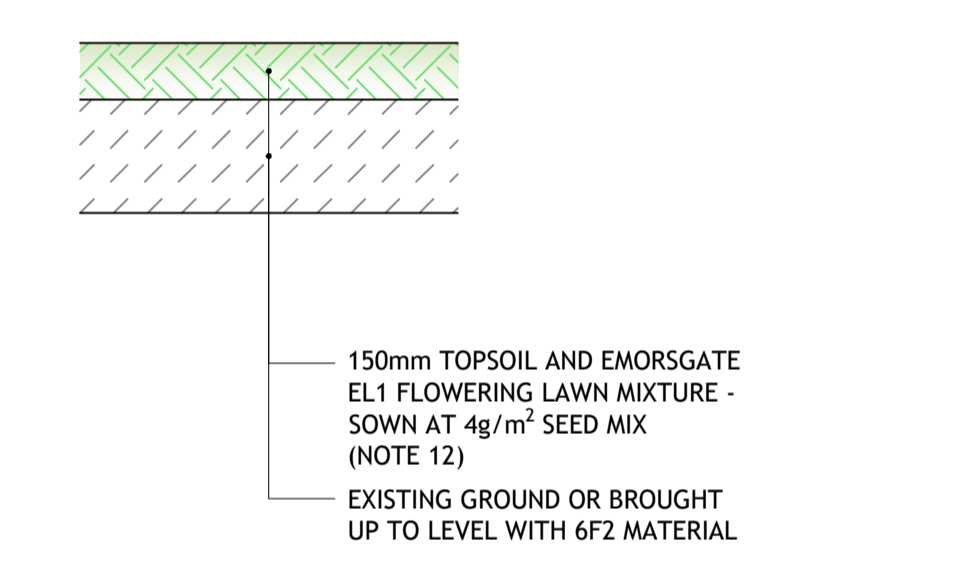
EXISTING FOOTWAY RESURFACING - P04



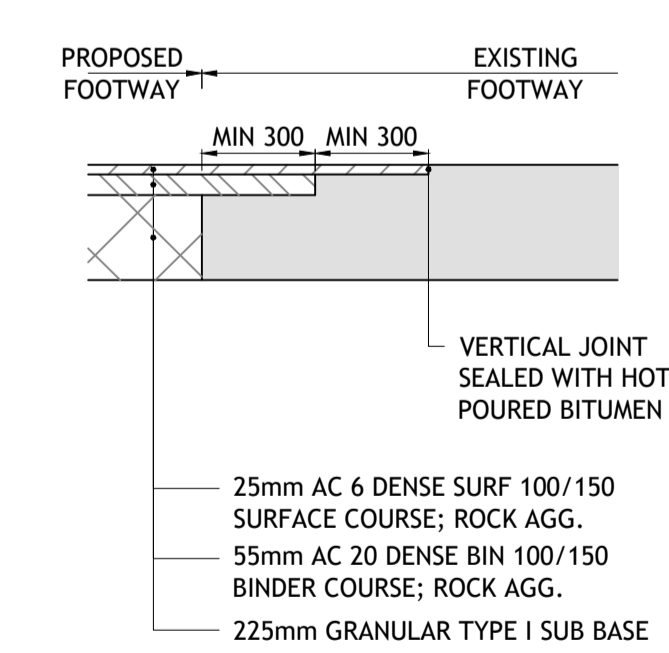
BLOCK PAVED MAINTENANCE STRIP - P05



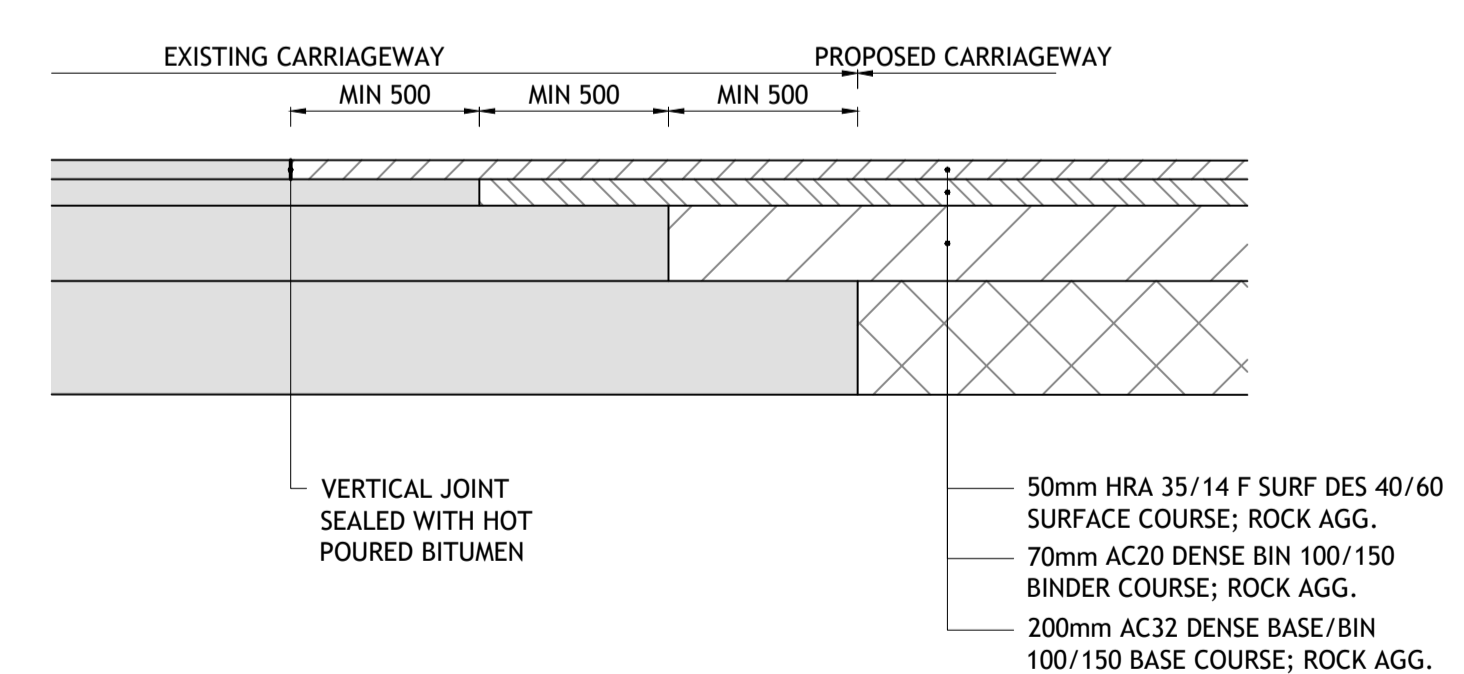
TACTILE PAVING (PEDESTRIAN CROSSINGS)



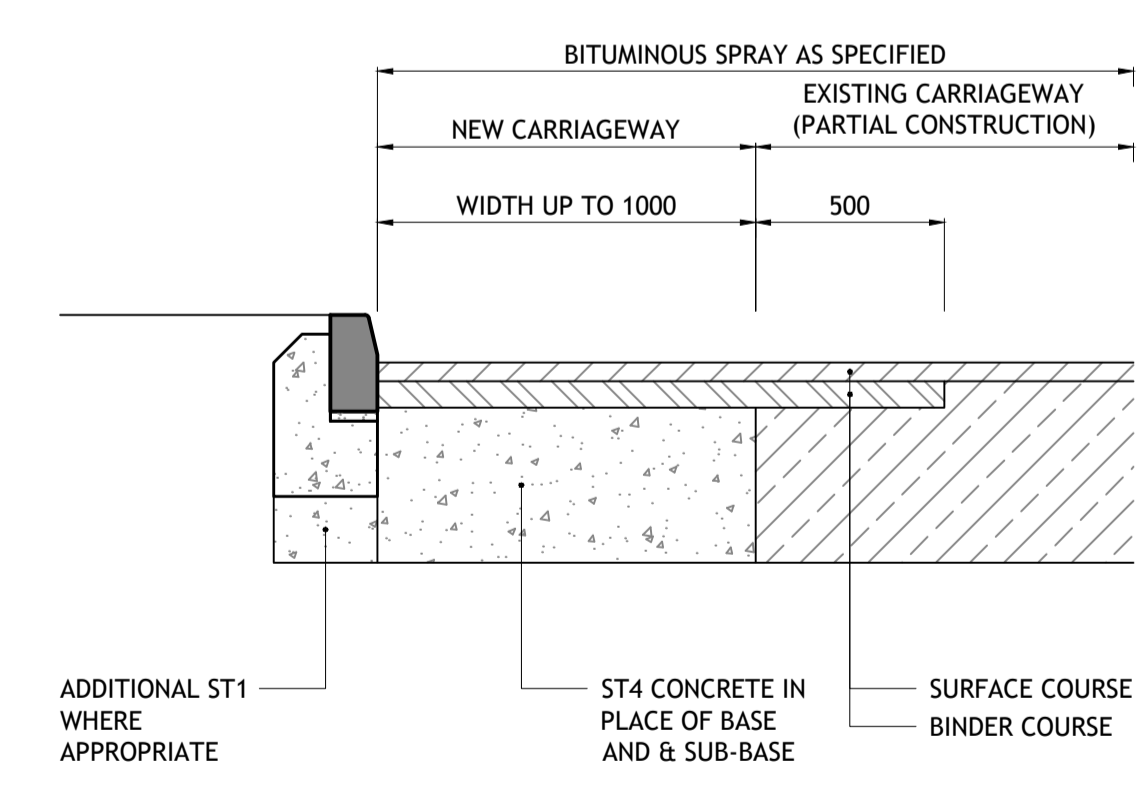
GRASS VERGE/LANDSCAPING - L01



JOINTING INTO EXISTING FOOTWAY SURFACING



JOINTING INTO EXISTING ROAD SURFACING



NEW CARRIAGEWAY CONSTRUCTION IN NARROW WIDTHS

REV	CHANGES FOLLOWING COMMENTS	DATE	BY
A	CHANGES FOLLOWING COMMENTS	22.03.21	ML
	DESCRIPTION		

Client:
STRATA STERLING BARNSELY WEST LTD

Project:
BARNSELY WEST BARUGH GREEN ROAD ROUNDABOUT

Drawing Title:
STANDARD DETAILS ROAD CONSTRUCTION

PRELIMINARY

Fore Consulting Limited
2nd Floor, Queens House
34 Wellington Street
Leeds
LS1 2DE
0113 2460204
enquiries@foreconsulting.co.uk
www.foreconsulting.co.uk

Drawn by	Checked by	Issue Date	Scale	Format
ML	PI	30.06.2020	NTS	A1
Job Number	Drawing Number			Revision
9014	A1-SD-P-002			A