DIMENSIONS IN mm – IF IN DOUBT ASK – DO NOT SCALE

NSTRUCTION TO BE AS STANDARD SURESPAN SPECIFICATION (PART 'L')

3RICATION
. CONSTRUCTION TO BE IN ACCORDANCE WITH THE CURRENT B.B.A. CERTIFICATE
WALL PANEL HEIGHT TO BE 2430mm THROUGHOUT
STRUCTURAL CEILING HEIGHT TO BE 2354mm
ALL EXTERNAL DOOR FRAMES & WINDOW REVEALS TO BE MANUFACTURED TO SUIT PART 'L' LININGS
FLOOR TO ACHIEVE 7.5kN/M² TO PLANT ROOM
HINGED ROOF RESTRAINT BRACKETS AS DRAWING CD0079
STEEL NOGGINS TO ALL WALLS WHERE REQUIRED FOR THE FIXING OF EQUIPMENT (RADIATORS, PIPEWORK etc.)
SUB-CONTRACTORS TO LIAISE WITH THURSTON BUILDING SYSTEMS AS FOR THE EXACT REQUIREMENTS)
FOR LATTICE BEAM TYPES REFER TO LAYOUT
15x50mm (1.2mm t2) FOLDED STEEL ANGLE TO PROTECT RAW EDGE OF STIRLING BOARD AT EXTERNAL DOOR THRESHOLDS
3No. 600x600 FLOOR ACCESS HATCH FOR SOIL PIPE CONNECTION (REFER TO DRAWING CD0110)
STUDWORK UPRIGHTS TO BE AT A MAXIMUM 600mm CENTRES
SKIDS TO BE TREATED WITH SYNTHAPROOF OR SIMILAR APPROVED TO THE MANUFACTURERS RECOMMENDATIONS.
FOR STRUCTURAL CEILING DETAILS REFER TO DRAWINGS CD0014 & CD0121
15No. PERISCOPIC VENTS (1No. PER BAY END) AS DRAWING CD0126
POLYTHENE VAPOUR BARRIER TO ALL CEILINGS
ALL WATER PIPES TO BE STANDARD POSITIONS UNLESS ADVISED OTHERWISE.
FOR LATTICE BEAM DETAILS REFER TO PD4780
FOR CANOPY DETAILS REFER TO PD4803

TING
ALL WALL LININGS TO BE TAKEN UPTO UNDERSIDE OF PLASTERBOARD STRUCTURAL SOFFIT
PLAIN PLASTERBOARD TO GROUND FLOOR SOFFIT)
PLEASE REFER TO CD0136 FOR "AIR LEAKAGE" DETAILS
ALL INTERNAL WALLS TO BE INSULATED WITH 50mm ISOWOOL 1200
INSULATION TO MEET PART 'L' OF BUILDING REGULATIONS TO ALL WALLS, ROOF & BASE
CEMENT PARTICLE BOARD FLOORING TO TOILETS & PLANT ROOM, PLYWOOD FLOORING TO ALL OTHER AREAS
PLANT ROOM TO BE DOUBLE PLASTERBOARD LINED
STEEL NOGGINS TO WALLS WHERE REQUIRED – CLIENT & SUB-CONTRACTORS TO ADVISE EXACT REQUIREMENT
LL LININGS TO BE IN ACCORDANCE WITH CURRENT 'CD' DRAWING PACK
LL FIRE SIGNAGE TO BE POSITIONED ON SITE & TO BE TO RELEVANT BRITISH STANDARD
PLANT ROOM TO BE FULLY BATTENED TO SUPPORT SWITCH GEAR
1No. ¾ HEIGHT MELAMINE TOILET CUBICLES c/w TOILET ROLL HOLDER, COATHOOK & INDICATOR BOLTS
2No. 500mm WIDE MELAMINE VANITY SCREENS
1No. 400x500mm MIRROR ABOVE EACH BASIN (4No. TOTAL)
1No. 400x1000mm MIRROR IN DISABLED W.C. (SET AT 600mm FROM F.F.L.)
1No. DOC 'M' DISABLED W.C. SUITE c/w ASSOCIATED COMPLIANT (CONTRASTING IN COLOUR) GRABRAILS
3No. Ø100 EXTRACTOR FANS c/w DUCTING BOXED IN TO THE EXTERNAL WALL THROUGH WC
3No. 1000x500mm STAINLESS STEEL SINK-SET INTO WORKTOP
2No. 1000x600mm BASE UNIT
1No. 600x600mm BASE UNIT
2No. 500x600mm DRAWER UNIT
2No. 1000x300mm WALL UNIT
2No. 600x300mm WALL UNIT
2No. 500x300mm WALL UNIT
APPROX 6000x600mm POSTFORMED WORKTOP c/w CHROME LEG SUPPORTS
22No. 2400x1200mm ALUMINIUM EDGED PINBOARDS, LOCATIONS TBC
2No. 1200x1200mm ALUMINIUM EDGED PINBOARDS, LOCATIONS TBC
5No. LOCKABLE & MOBILE STORAGE BASE UNITS 710mmHx870mmWx625mmD IN BEECH, LOCATION AND DETAILS/SPECIFICATION TBC
5No. LOCKABLE STORAGE CUPBOARDS WITH SHELVING 1800mmHx850mmWx400mmD IN BEECH, LOCATION AND DETAILS/SPECIFICATION TBC
ALL DOOR SIGNAGE DETAILS TO BE CONFIRMED BY CLIENT (CHARACTER FONT, SIZE, MATERIAL etc.)
HIGH LEVEL VENTS TO HAVE PUNCHED STEEL LOUVRE VENT EXTERNALLY AND PLASTIC FIXED VANE LOUVRE INTERNALLY
3No. 600x600 FLOOR ACCESS HATCH FOR SOIL PIPE CONNECTION (REFER TO DRAWING CD0110)
STUDWORK UPRIGHTS TO BE AT A MAXIMUM 600mm CENTRES
FIRE STOP DETAILS TO LINK JOINTS & CORNER POSTS AS CD0074 & CD0127
DOUBLE LAYERED PLASTERBOARD AREAS TO CONSIST OF:–
STD 'C' STUD, 1No. LAYER OF 12.5mm PLAIN PAPER FACED PLASTERBOARD, 1No. LAYER PRE-FINISHED SWANSDOWN PLASTERBOARD c/w STAGGERED JOINTS (TO EACH SIDE OF THE 'C' STUD) WITH 50mm ISOWOOL 1200 INBETWEEN.

CTRICAL
N/INSTALLATION TO BE ADVISED/CONFIRMED BY SPECIALIST SUB-CONTRACTOR
: SUB-CONTRACTOR TO LIASE WITH THURSTON BUILDING SYSTEMS REGARDING ANY CONSTRUCTIONAL REQUIREMENTS – PRIOR TO MANUFACTURE
L ELECTRICAL SERVICES TO COMPLY WITH SPECIFICATION & CURRENT REGULATIONS
L ELECTRICAL DESIGN DRAWINGS TO BE SUPPLIED BY SPECIALIST SUB-CONTRACTOR
L LIGHT FITTINGS TO INCLUDE SMOKE HOODS (WHERE REQUIRED)
MOKE & HEAT DETECTION TO CEILING (WHERE REQUIRED)

ED FURNITURE
: SUB-CONTRACTOR TO LIASE WITH THURSTON BUILDING SYSTEMS TO VERIFY ANY DIMENSIONS/DETAILS THAT ARE CRITICAL AND TO ADVISE OF ANY CONSTRUCTIONAL REQUIREMENTS – PRIOR TO MANUFACTURE/INSTALLATION OF FITTED FURNITURE.

MBING/MECHANICAL
N/INSTALLATION TO BE ADVISED/CONFIRMED BY SPECIALIST SUB-CONTRACTOR
: SUB-CONTRACTOR TO LIASE WITH THURSTON BUILDING SYSTEMS REGARDING ANY CONSTRUCTIONAL REQUIREMENTS – PRIOR TO MANUFACTURE
LL MECHANICAL SERVICES TO COMPLY WITH SPECIFICATION & CURRENT REGULATIONS
LL WASTE PIPEWORK TO COMPLY WITH SPECIFICATION & CURRENT REGULATIONS
LL BOILERS, EXPANSION VESSELS, HEATER PLATES etc TO BE ADVISED BY MECHANICAL ENGINEER
& SUBSEQUENT BOILER ROOM DIMENSIONS TO BE CONFIRMED PRIOR TO MANUFACTURE
SUB-CONTRACTOR TO ADVISE OF FAN & FLUE CUT-OUTS, SIZES & LOCATIONS etc.
No. 550x400mm WASH HAND BASINS c/w LEGS & BEARERS (HOT & COLD TAPS)
No. VITREOUS CHINA TOILETS c/w LOW LEVEL CISTERNS
No. VITREOUS CHINA URINALS
No. DOC 'M' DISABLED W.C. SUITE c/w ASSOCIATED COMPLIANT GRABRAILS (CONTRASTING IN COLOUR)
No. ST/STEEL SINK c/w HOT & COLD TAPS
LL PIPEWORK TO BE CONCEALED WHERE POSSIBLE, ANY EXPOSED PIPEWORK TO BE PAINTED WHITE (GLOSS FINISH)

. WORKS
EXTERNAL STEEL PERIMETER TRIM AROUND BUILDING ENVELOPE (COLOUR TO MATCH)
ALL DETAILS SUBJECT TO SITE CONDITIONS & CONFIRMATION FROM T.B.S. INSTALLATION TEAM)
BUILDING TO BE SET INTO GROUND TO ACHIEVE LEVEL THRESHOLD ACCESS & TO ERADICATE THE NEED FOR STEPS & RAMPS

CELLANEOUS
ALL RAMPS & STEPS DESIGNED & MANUFACTURED BY OTHERS
ALL PENETRATIONS/APERTURES IN EXTERNAL WALLS, ROOFS & BASES TO BE SEALED DURING TRANSPORTATION & SUCH TIMES ON SITE WHERE WATER INGRESS MAY OCCUR

3-CONTRACT WORKS
LECTRICAL SERVICES – TOWN & COUNTY
MECHANICAL SERVICES – CMS
LOORING – BRITANNIA
ROUNDWORKS – D J ALLEN

COPE OF WORKS
URSTON BUILDING SYSTEMS TO PROVIDE:–
UFACTURE
VERY
LOAD & ERECT
NEAGE
UNDWORKS

ENT TO PROVIDE:–
VICES/CONNECTIONS
DING REGULATIONS/PLANNING APPROVAL
ORDINATION OF WATER

FURTHER DETAILS REFER TO DRAWINGS AS LISTED:–
DING DIAGRAM – QS019438

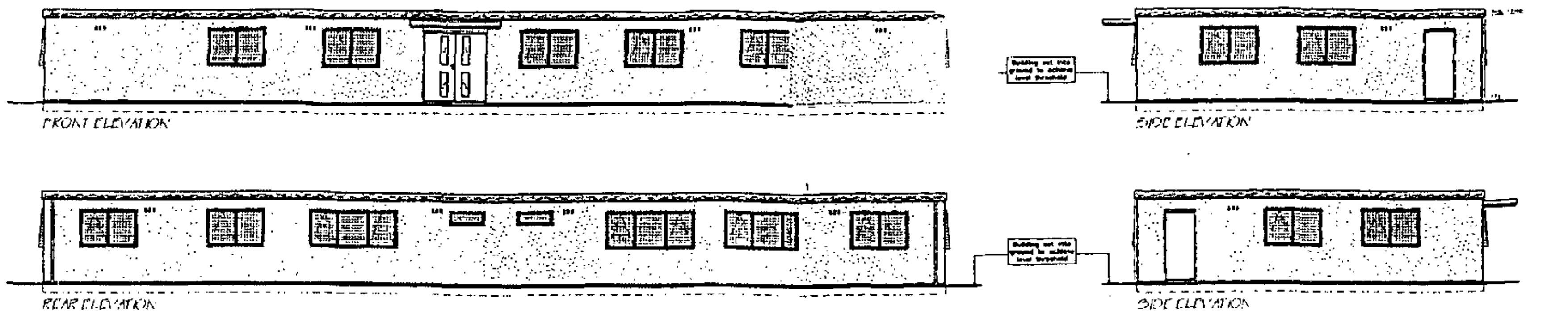

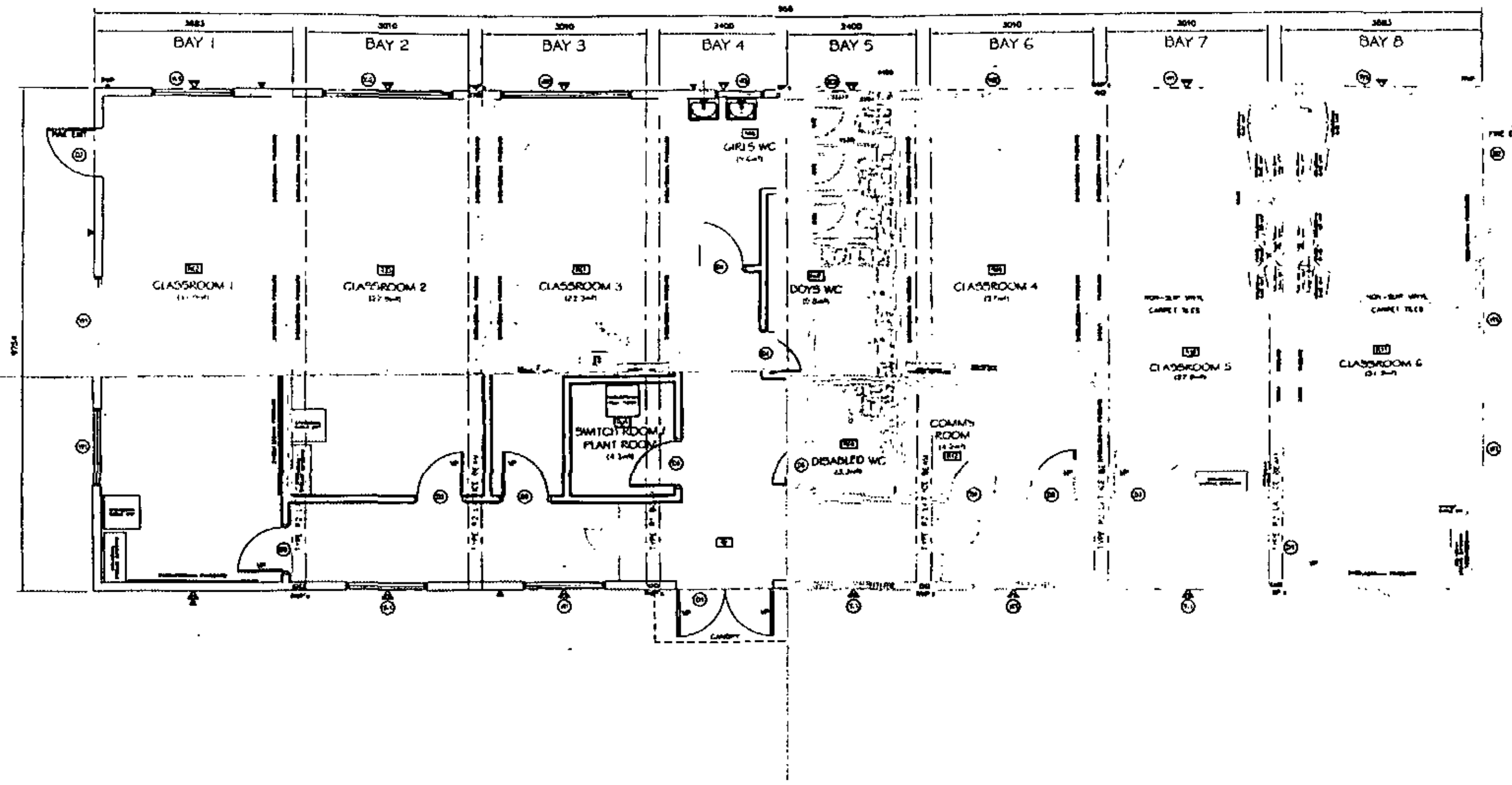

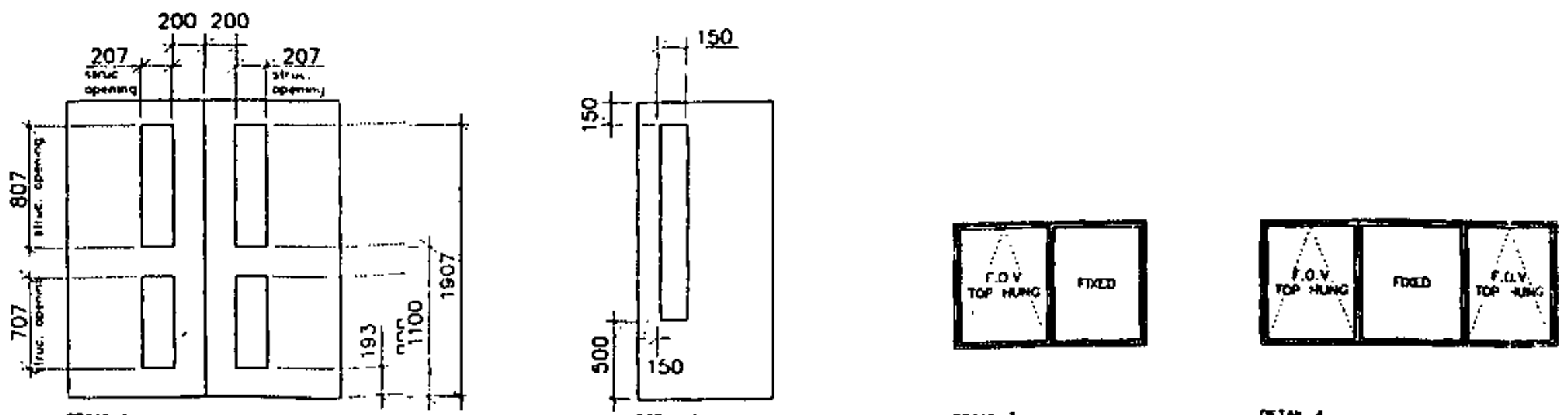

DETAIL 1 STEEL EXTERNAL ENTRANCE DOORS

DETAIL 2 TIMBER INTERNAL DOOR

DETAIL 3 UPVC WINDOW

DETAIL 4 UPVC WINDOW

Legend For Wall Linings & Insulation

- INDICATES 2 LAYERS 12.5mm PLASTERBOARD
- INDICATES 1 LAYER 12.5mm PLASTERBOARD
- INDICATES LININGS EXTENDED UP TO STRUCTURAL SOFFIT.
- INDICATES CEILING VOID BREAK SEE REFERENCE DRAWING TS052.
- INDICATES INSULATED WALL

FURTHER DETAIL REFER TO TS050, TS051.

DRAWING IS THE PROPERTY OF
URSTON GROUP PLC.
MUST NOT BE COPIED OR
ODUCED IN ANY WAY WITHOUT
PRIOR PERMISSION OF THE
RS OR THIER DULY AUTHORISED
REPRESENTATIVE

APPROVED FOR CONSTRUCTION

SIGNED....................................

DATE....................................

NOTE:

1. THIS DRAWING IS AN INDICATIVE SPACE PLAN ONLY & MAY BE SUBJECT TO CHANGE UPON PLANNING & BUILDING REGULATION RECOMMENDATIONS & REQUIREMENTS.
2. ALL FURNITURE/ KITCHEN FITTINGS AND APPLIANCES ARE INDICATIVE ONLY AND ARE SUBJECT TO CLIENTS/ SUB-CONTRACTORS SPECIFICATION.

REVISIONS

9641

REV	DETAILS OF AMENDMENT	DATE	NAME
E	AMENDED AS S07 9641/7 DATE 19.12.07 ADD EXTRACT FANS & FLOOR HATCH	02.01.2008	JC
F	AMENDED AS S07 9641/12 DATE 15.01.08 CHANGE CARPET & VINLY COLOUR	22.01.2008	JC
G	AMENDED AS S07 9641/14 DATE 17.01.08 (COMM'S ROOM ADDED BAY 6)	28.01.2008	KL
D	AMENDED AS S07 9641/5 DATE 03.12.07 CHANGE COLOUR SCHEME	03.12.2007	JC

SPECIFICATION

WINDOW SCHEDULE

QTY	WINDOW	STRUCT. OPENING	CILL HEIGHT	FRAME	GLAZING	NOTES
12	W1 1500mm x 1000mm	1507mm x 1007mm	1063mm	WHITE/FOV/FIXED/UPVC, TRICKLE VENTS, THERMALLY BROKEN, LOCKING COCKSPUR HANDLES. SEE DETAIL 3.	4mm DOUBLE TOUGHENED CLEAR	RESTRICTORS FRICTION ST[...] EXTERNAL S[...] MESH GUARD
3	W2 2400mm x 1000mm	2407mm x 1007mm	1063mm	WHITE/FOV/FIXED/UPVC, TRICKLE VENTS, THERMALLY BROKEN, LOCKING COCKSPUR HANDLES. SEE DETAIL 4.	4mm DOUBLE TOUGHENED CLEAR	RESTRICTORS FRICTION ST[...] EXTERNAL S[...] MESH GUARD
2	W3 908mm x 298mm	915mm x 300mm	1780mm	WHITE/FOV/UPVC, TRICKLE VENTS, THERMALLY BROKEN, LOCKING COCKSPUR HANDLES.	4mm DOUBLE TOUGHENED OBSCURE	RESTRICTORS FRICTION ST[...] EXTERNAL S[...] MESH GUARD
	WINDOW LINERS	COLOUR TO BE ADVISED				

EXTERNAL DOOR SCHEDULE

QTY	DOOR	DOOR TYPE	LEAF SIZE	STRUCT. OPENING	IRONMONGERY	FRAME	NOTES
1	D1	DOUBLE SKINNED STEEL DOUBLE DOORS	876mm x 2010mm	1830mm x 2070mm	2.5" STAINLESS STEEL EURO SASH LOCK SPRING BOLT TO SLAVE LEAF.	UNIVERSAL STEEL FRAME COLOUR NIMBUS GREY 10 A 17	[illegible]
2	D2	DOUBLE SKINNED STEEL FIRE EXIT DOOR	876mm x 1965mm	915mm x 2070mm	SINGLE PANIC LATCH	UNIVERSAL STEEL FRAME COLOUR NIMBUS GREY 10 A 17	[illegible] DOOR COLOUR DARK JADE 16 A [...]

INTERNAL DOOR SCHEDULE

QTY	DOOR	DOOR TYPE	LEAF SIZE	STRUCT. OPENING	IRONMONGERY	FRAME	NOTES
6	D3	TIMBER HALF HOUR FIRE RATED ASH	864mm x 1981mm	940mm x 2030mm	LOCKABLE LATCH HANDLE SAA FURNITURE AUTO CLOSER	S.W. PAINTED, INTUMESCENT & SMOKE SEALS	[...] DETAIL 2 KICK PLATES LOCK c/w 3No. [...]
4	D4	TIMBER HALF HOUR FIRE RATED ASH	864mm x 1981mm	940mm x 2030mm	LOCKABLE LATCH HANDLE SAA FURNITURE AUTO CLOSER	S.W. PAINTED, INTUMESCENT & SMOKE SEALS	KICK PLATES LOCK c/w 3No. KEY
1	D5	TIMBER SOLID CORE ASH	926mm x 1981mm	1003mm x 2030mm	THROWOVER LATCH ADJUSTABLE ROLLER BALL CATCH	S.W. PAINTED, INTUMESCENT & SMOKE SEALS	GRAB RAIL KICK LOCK c/w 3No. [...]

INTERNAL FINISHES SCHEDULE

ROOM	CEILING	WALLS	FLOOR COVERING	ARCHITRAVE	SKIRT[...]
R01, R05, R06–R09, R12	PRE FINISHED PLASTERBOARD COLOUR 22815 SWANSDOWN	PRE FINISHED PLASTERBOARD COLOUR 22815 SWANSDOWN	2mm POLYSAFE SAFETY FLOORING FULLY SEAM WELDED COLOUR: COOL AQUA 4570	MERLIN LEATHERGRAIN	MERLIN LEATHER[...]
R02–R04, R08	PRE FINISHED PLASTERBOARD COLOUR 22815 SWANSDOWN	PRE FINISHED PLASTERBOARD COLOUR 22815 SWANSDOWN	BURMATEX RIALTO VELOUR CONTRACT CARPET TILES COLOUR: BURMATEX RIALTO SEA BLUE 2631	MERLIN LEATHERGRAIN	MERLIN LEATHER[...]
R10&R11	PRE FINISHED PLASTERBOARD COLOUR 22815 SWANSDOWN	PRE FINISHED PLASTERBOARD COLOUR 22815 SWANSDOWN	2mm POLYSAFE SAFETY FLOORING FULLY SEAM WELDED COLOUR COOL AQUA 4570. BURMATEX RIALTO SEA BLUE 2631 CONTRACT CARPET TILES COLOUR: BURMATEX RIALTO SEA BLUE 2631 (SEE PLAN FOR SPLIT LOCATION)	MERLIN LEATHERGRAIN	MERLIN LEATHER[...]

FOR FURTHER DETAILS ON TYPICAL FLOOR FINISHES REFER TO CD0118

EXTERNAL FINISHES SCHEDULE

EXTERNAL COLOUR & FINISH	LIGHT TEXTURE COAT COLOUR TO BE NIMBUS GREY 10 A 07
GOODS	[illegible] DOWNPIPES
GUTTER FASCIA	FASCIA COLOUR TO BE DARK JADE 16 D 45

Thurston building systems
Quarry Hill Industrial Estate,
Hawkingcroft Road,
Horbury,
Wakefield WF4 6AJ.
Tel. (01924) 265461
Fax. (01924) 280246
www.thurstongroup.co.uk

Surespan

OGC buying solutions

TITLE

SPRINGWELL CENTRE – MODULAR BUILDING (PLAN & ELEVATIONS)

CLIENT

BARNSLEY MDC

DATE	SCALES	DRAWING NUMBER
04.10.2007	1:50, 1:75 @ A1	QS019437
DRAWN: APJ	CHECKED:	APPROVED: