

Upper Seam

12 Proposed accessible bays

C 01


































Service access one way out

The Courthouse Pub

PH

-  **Precast Concrete British Standard Kerb Edging**
Profile: HB2; Size: 125x255mm [Q10/110A]
-  **Precast Concrete British Standard Kerb Edging**
Profile: BN2; Size: 125x255mm [Q10/110A]
-  **Precast Concrete British Standard Kerb Edging**
Profile: BN3; Size: 125x150mm [Q10/110A]
-  **Precast Concrete British Standard Kerb Edging**
Profile: CS; Size: 150x150mm [Q10/110A]
-  **Precast Concrete British Standard Trief Kerb Edging**
Size: 380x 370mm [Q10/110C]
-  **Precast Concrete Conservation Kerb Edging**
Marshalls Conservation X Kerb or equal approved [Q10/110B]
Size: 255x255mm
-  **Precast Concrete Conservation Kerb Edging**
Marshalls Conservation X Kerb or equal approved [Q10/110B]
Size: 145x145mm
-  **Precast Concrete Conservation Kerb Edging**
Marshalls Conservation X Kerb or equal approved [Q10/110B]
Size: 255x145mm
-  **Precast Concrete British Standard Kerb Edging**
Profile: HBA; Size: 305x255mm [Q10/110A]
-  **Precast Concrete British Standard Kerb Edging**
Profile: HBXA; Size: 305x255mm [Q10/110A]
-  **Precast Concrete British Standard Kerb Edging**
Profile: BNIA; Size: 305x255mm [Q10/110A]
-  **Precast Concrete British Standard Kerb Edging**
Profile: BNXA; Size: 305x255mm [Q10/110A]
-  **Precast Concrete British Standard Kerb Edging**
Quadrant Units QBN, 305x255mm [Q10/110A]
-  **Precast Concrete British Standard Kerb Edging**
DL1/DR1; Size: HB2 (125x255mm)-BN3(125x150mm) [Q10/110A]
-  **Precast Concrete British Standard Kerb Edging**
Profile: TL1/TR1; Size: HB2 (125x255mm)-BN2(125x255mm)
-  **Precast Concrete Kerb Edging**
Marshalls Conservation X Kerb or equal approved
Size: Marshalls Conservation X Kerb 145x145mm - HB2 125x255mm [Q10/110B]
-  **Precast Concrete British Standard Kerb Edging**
Profile: PK; Size: 50x150mm [Q10/112]
-  **Precast Concrete Conservation Pin Kerb Edging**
Marshalls Conservation X Kerb or equal approved [Q10/110B]
Profile: PK; Size: 63 x 150 x 915mm
-  **Metal Edge Restraint** [100mm depth profile]
Kinley AluExcel Aluminium Angle Edging or equal approved

One-Environments Ltd. This drawing is not to be scaled. All dimensions to be verified on site prior to commencement of works. Discrepancies, ambiguities and/or omissions between this drawing & information supplied by others must be reported immediately for clarification before proceeding

- NOTES
-  **Concrete Block** - Vehicular Use
Hardscape Kellen Breccia or equal approved [Q25 / 315]
Colour: Giallo. Size: 100mm x 200 x 80mm
 -  **Sandstone Paving Flag Mix** - Occasional Vehicular Use
Marshalls Hawks View Sandstone or equal approved [Q25 / 310]
Finish: Blasted. Size: Refer to SEAM-ONE-Z1-XX-DR-L-00613
SEAM-ONE-Z1-XX-DR-L-00614
 -  **Granite Setts** - Occasional Vehicular Use
Hardscape Kobra Granite or equal approved [Q25 / 330]
Finish: Flamed. Size: 92 x92x60mm
 -  **Sandstone Paving Block** - Occasional Vehicular Use
Marshalls Hawks View Sandstone or equal approved [Q25 / 310]
Finish: Flamed. Size: Refer to SEAM-ONE-Z1-XX-DR-L-00613
SEAM-ONE-Z1-XX-DR-L-00614
 -  **Sandstone Paving Block** - Occasional Vehicular Use
Marshalls Hawks View Sandstone or equal approved [Q25 / 310]
Finish: Flamed. Size: Refer to SEAM-ONE-Z1-XX-DR-L-00613
SEAM-ONE-Z1-XX-DR-L-00614
 -  **Vehicular Grade Asphalt**
to engineer's drawings and specification [Q22 / 110]
 -  **Concrete Hard-standing**
to engineer's drawings and specification
 -  **Existing Asphalt Surface to be Renewed**
to engineer's drawings and specification
 -  **Permeable Block Paving**
Marshalls Priora Permeable Block Paving or equal approved [Q24/117]
Colour: Brindle & White. Size: 100x200mmx80mm
 -  **Free-draining Gravel**
[Q23/160]
 -  **Tactile Blister Paving**
Marshalls Tactile Blister or equal approved [Q25/320]
Colour: Buff. Size: 400x400x65
 -  **Perforated Metal Featured Texts**
[Q10/220A]
 -  **Hazard Warning Paving**
Marshalls Tactile Hazard Warning Paving or equal approved [TBC]
Colour: Buff. Size: 400x400x50
 -  **Proposed Raised Planter Edge**
Logic Stapel Raised Planter Edge or equal approved [Q31/292]
Finish: TBC. Colour: TBC
 -  **Closeboard Timber Fence**
Jacksens Fencing Tongue and Groove Effect Panels or equal approved [Q40/310]
 -  **Proposed 1.2m Railing** - with manually lockable gates
Jacksens Fencing Sentry Residential Railings or equal approved [Q40/340]
Finish: Galvanized and powder coated. Colour: Black
 -  **Proposed Knee Rail**
Alpha Rail Standard Unit Trip Rail or equal approved [Q41/170]
 -  **Palisade Fence to be Renewed** - with existing posts & foundations retained
Lochrin Bain Palisade Fencing Panel [Q40/350]
 -  **Designed CorTen Fence**
[Q10/410]
 -  **Handrail**
 -  **Free-standing Benches & Seatings**
Furnitubes Horizon bench and Seating or equal approved [Q50/220B]
 -  **HVM Automatic Bollards**
Frontier Pitts IWA 14 Terra Universal Bollard 7.2t @ 80kph or equal approved [Q50/196]
Finish: Polyester powder coated. Colour: Black (TBC)
 -  **HVM Fixed Bollards**
Frontier Pitts PAS 68 HVM Static Terra Jupiter Bollard - 7.5t at 50 mph or equal approved [Q50/190]
Finish: Polyester powder coated. Colour: Black (TBC)
 -  **Totem Signs**
 -  **Litter Bins**
Wybone MLB/224R Dual Steel Recycling Bin [Q50/240]
 -  **Metal Tree Grill - weathering steel**
Graepel Perforators Tree Grill [Q10/305]
 -  **Space Allowance for Ticket Machine**
IPS Group MS1 Payment Terminal [Q50/150]
 -  **Rumble Strip**
[Q50/315]
 -  **EV Charger**
 -  **Metal Tree Grille for Sculpture**
 - 
 - 
 - 

REVISION	C08	DATE	11.02.26	BY	YL	CHECKED	PA
Kerb to east DDA bays updated to avoid clash with bollard foundation; Intercom added to service route entry; grass type updated; gravel to existing wall updated to as built; kerb to south entrance updated to as built							

REVISION	C07	DATE	22.01.26	BY	YL	CHECKED	PA
Kerb type note corrected; kerb updated to accessible parking bay level change							

REVISION	C06	DATE	13.01.26	BY	YL	CHECKED	PA
Updated to south entrance intercom position							

REVISION	C05	DATE	15.12.25	BY	YL	CHECKED	PA
Updated to the latest site plan							

REVISION	C04	DATE	19.06.25	BY	YL	CHECKED	PA
Updated to the latest topo survey							

CLIENT	Willmott Dixon						
--------	----------------	--	--	--	--	--	--

PROJECT	The Seam, Barnsley						
---------	--------------------	--	--	--	--	--	--

TITLE	Hardworks General Arrangement - Public Realm						
DWG No.	SEAM-ONE-Z1-XX-DR-L-00002	REV	C08				

STATUS	PRELIMINARY						
--------	-------------	--	--	--	--	--	--

SCALE	1:200	@	A1	DATE	03.07.24	DRN BY	YL
-------	-------	---	----	------	----------	--------	----

