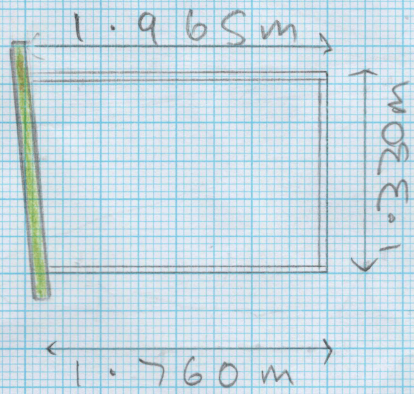
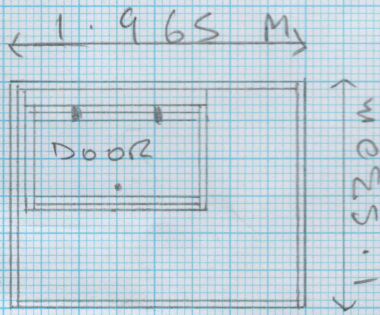


HS = HAY STORE SCALE 1:50mm

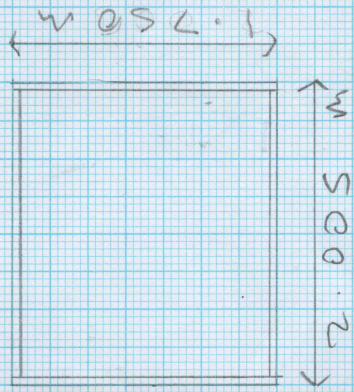
NORTHERLY FACING SIDE



FRONT FACING EASTERLY

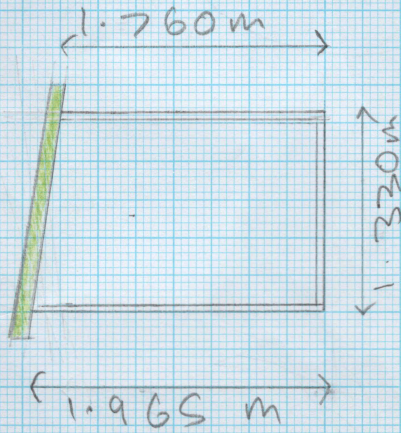


ROOF AREA

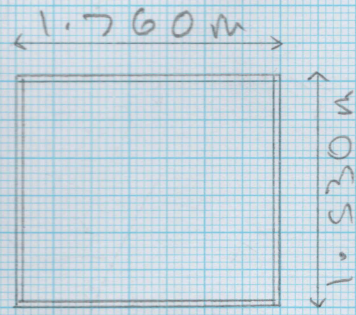


ROOF STRUCTURE

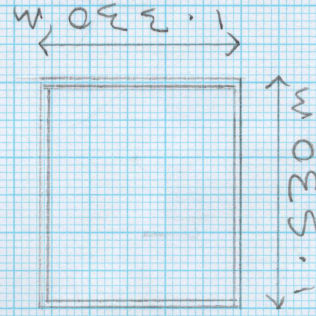
SOUTHERLY FACING SIDE



BACK FACING WESTERLY



FLOOR AREA



THE SUB-FLOOR IS SHARED BETWEEN HAYSTORE / RABBIT RUN AND THE HUTCH.

WE RAISED THE FLOOR LEVEL TO AVOID FLOODING OF GARDEN DRAINS, WE PUT IN EMBEDDED DRAINS, WHERE NEEDED. THE SUB FLOOR PLATFORM IS LESS THAN 300MM HIGH AS IN PLANNING RULES.

OUR WHOLE GARDEN IS TERRACED OR SLOPED TO AID DRAINAGE.

THEN LATER, RE-LANDSCAPE