



1 Location Plan
1 : 1250



3 Existing Front Elevation
1 : 100

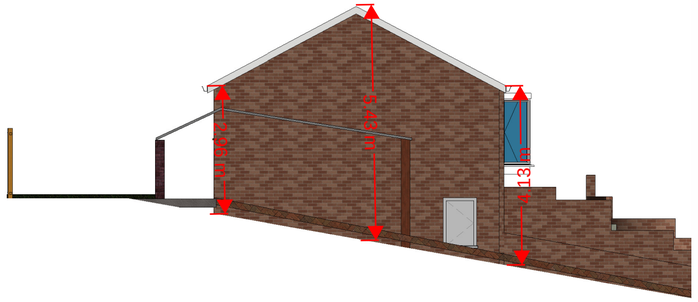

4 Existing Side Elevation 1
1 : 100

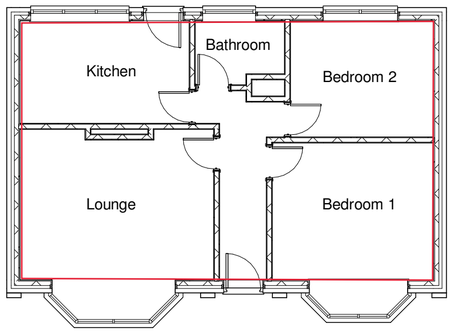

2 Existing Ground Floor Plan
1 : 100



5 Existing Rear Elevation
1 : 100

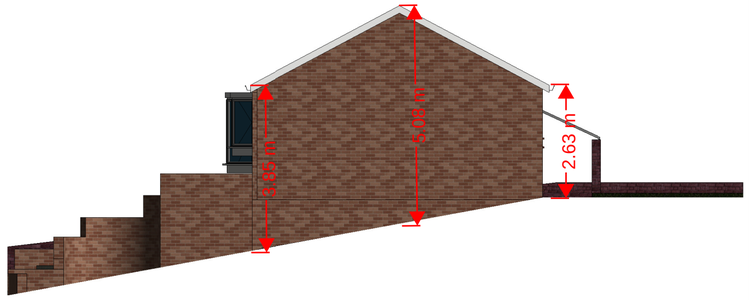

6 Existing Side Elevation 2
1 : 100

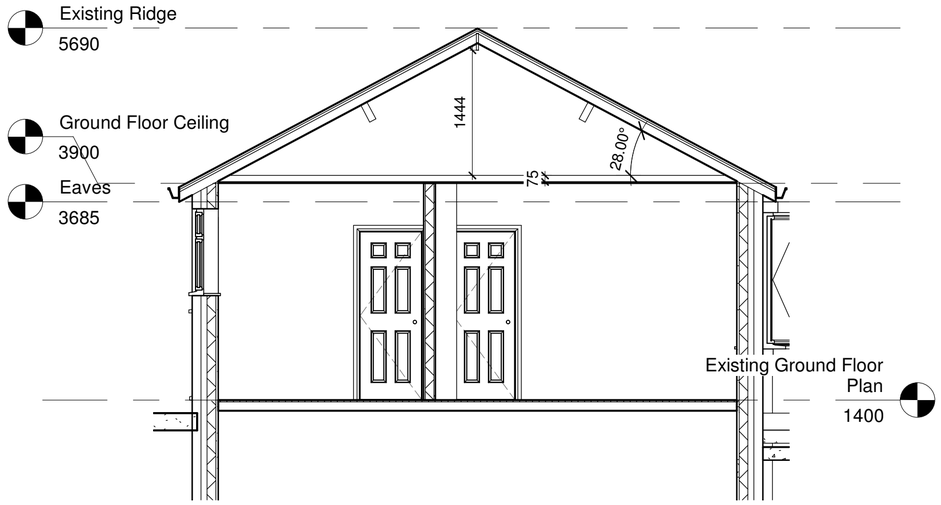

7 Existing Section
1 : 50



EXISTING PHOTO FRONT

3D PPD
PRECISION
PLAN DRAWING

Address: Office 1, Askern House,
Askern, Doncaster, DN6 0AA
Email: info@3dppd.co.uk
Kevin Oliver: 07988202723
Elizabeth Oliver: 0772331768

All dimensions and sizes to be verified by the Contractor on site.
Drawings to be read in conjunction with engineers details.
The structural engineers details take precedence over the architectural drawings.

No dimensions to be scaled from this drawing. Contractors must work to figured dimensions.

Precision Plan Drawing will have no liability for any errors or inaccuracies.

© This drawing is subject to copyright of Precision Plan Drawing Limited.

CDM REGULATIONS 2015
The client must abide by the Construction Design and Management Regulations 2015. The client must appoint a contractor, if more than one contractor is to be involved, the client will need to appoint (in writing) a principal designer (to plan, manage and coordinate the planning and design work) and a principal contractor (to plan, manage and coordinate the construction and ensure there are arrangements in place for managing and organising the project).

Domestic clients
The domestic client is to appoint a principal designer and a principal contractor when there is more than one contractor, if not your duties will automatically transferred to the contractor or principal contractor.

Further information can be obtained from the HSE following this link:
http://www.hse.gov.uk/construction
/cdm/2015/domestic-clients.htm

No.	Description	Date

PROJECT

2 Hillside Drive

TITLE

Loft conversion and single storey extension

DRAWN BY	CHECKED BY	DATE
EO	KO	02/06/20

SCALE (@A2)	PROJECT NUMBER
As indicated	1169

DRAWING NUMBER	REV
E101 - Existing Plans	

02/06/2020 20:24:43