ELEVATION 1:100

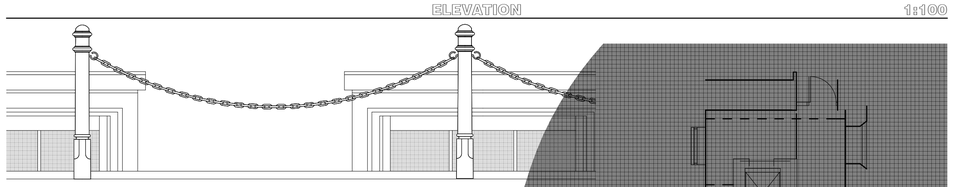

DETAIL OF BOLLARDS AND CHAIN 1:20

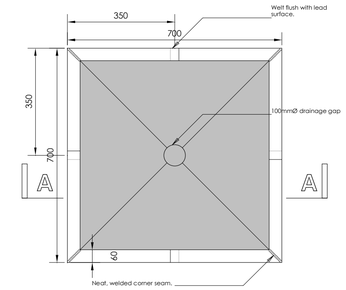

PLANTER PLAN 1:10

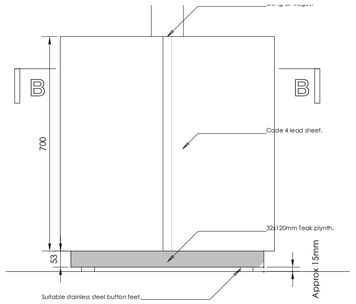

PLANTER ELEVATION 1:10

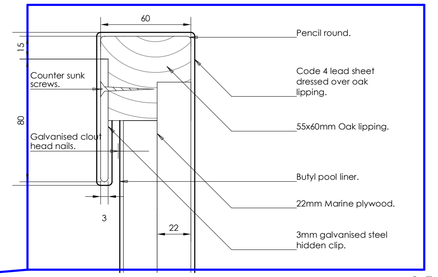

1:2

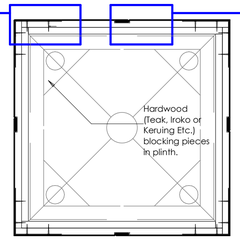

PLANTER PLAN SECTION B 1:10

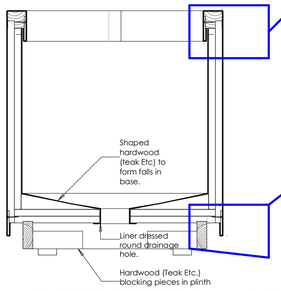

PLANTER SECTION A 1:10

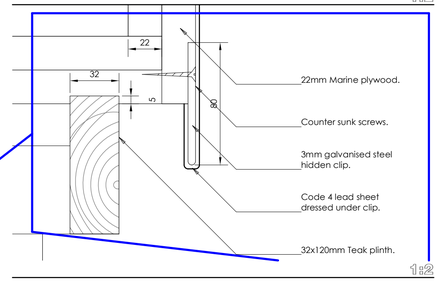

1:2

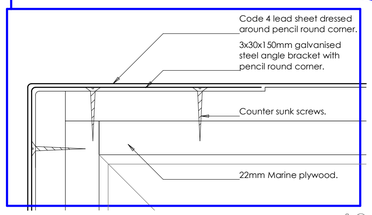

1:2

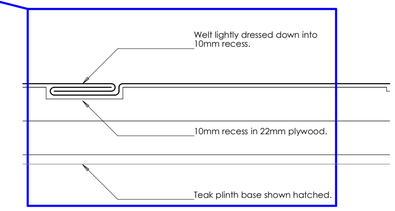

1:2

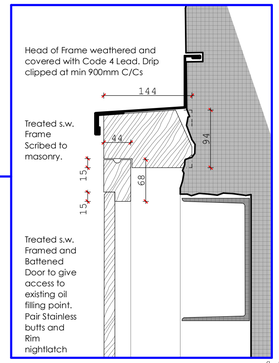

1:5

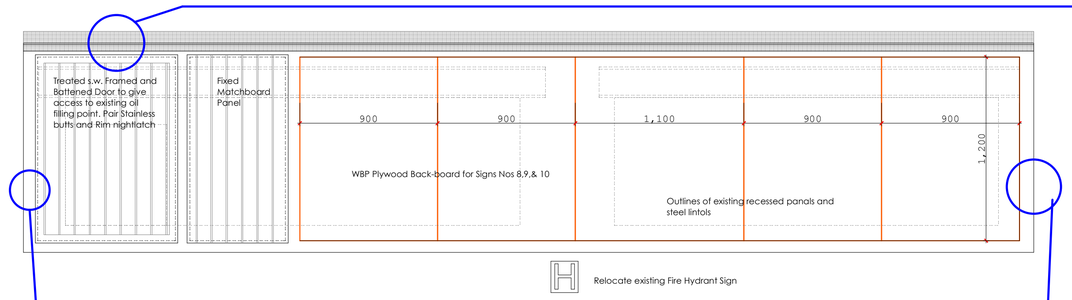

ELEVATION OF MOUNTING FOR SIGN 5 1:20

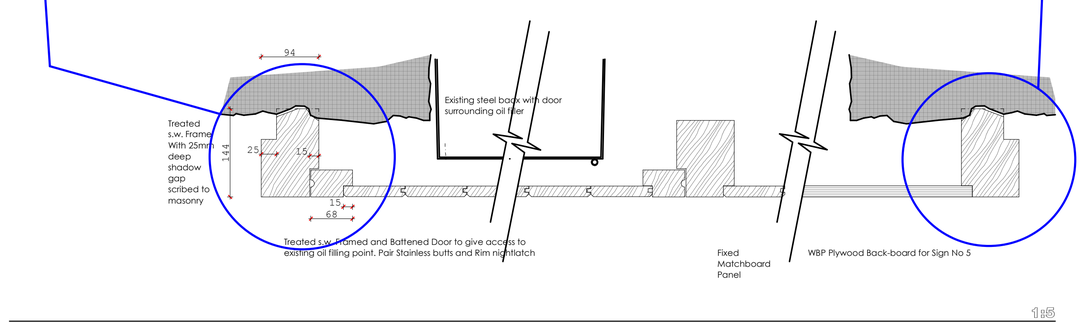

1:5

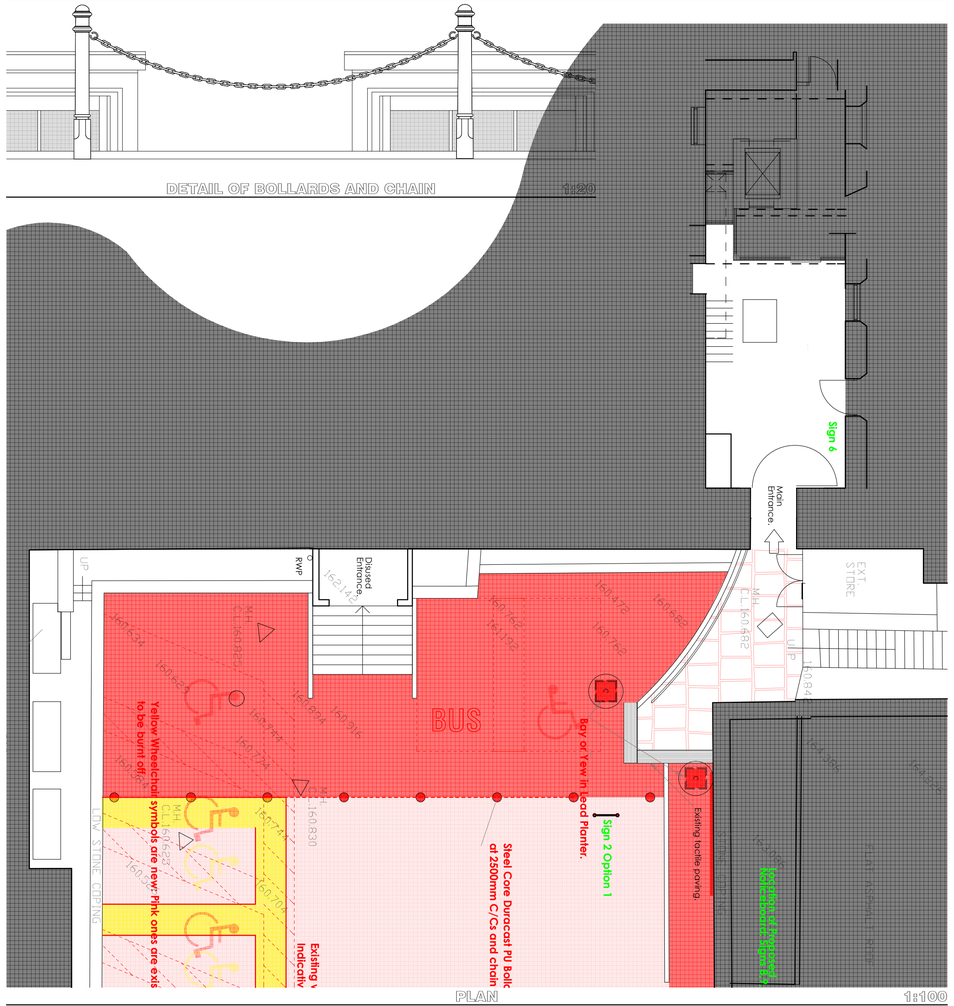

PLAN 1:100

SCOPE OF WORK - Read With Drawing (9-) 01

1 PATCH REPAIRS TO TARMAC
Area to be repaired is indicated in light pink on the plans.
Inside the dark pink area the wearing course is to be made good / renewed as necessary to receive resin bound gravel finish.
Outside the dark pink area local repairs are to be carried out to make servicable and reduce ponding. Extent and budget cost to be agreed before the work is put in hand.

2 REMOVAL OF WHITE AND YELLOW LINES
white and yellow lines coloured red on the plans are to be removed.

3 RESIN BOUND GRAVEL SURFACING
Employ experienced sub-contractor - Sheffield Paving Solutions www.sheffieldpaving.co.uk or similar to apply insitu resin bound gravel surfacing to the area shaded dark pink.
Aggregate to be 6mm Nom size and buff colour to be agreed.
Edge detail to be agreed, but at the 'open' edge, allow for saw cutting the existing macadam and laying a 150 x 50 precast concrete edging to work up to, and for making good the macadam both sides.

4 BOLLARDS
Supply and fix 8No. Bollards
Bollards to be 1000mm Nom high PU with steel core.
Provisionally Broxap 'Birmingham' pattern. (The Employer may choose another similar bollard before the works commence.)
7No of the bollards to be adapted for chain. 2 no with single hook, 5 No with double hooks. Special lockable hook fastenings for chain to prevent 'unauthorised removal' - Theft.
Chain to be easily removed by authorised people.
2No of the bollards to be removable pattern. Which ones TBA

5 SIGNS
Take delivery of and fix 8 No signs.
4No of these are post mounted signs to be fixed in concrete bases in positions shown.
1No of them are wall mounted signs to be fixed in positions shown and precise positions agreed with the Employer.
3No are a Noticecase display system.
Supply and fix timber sub-structure as detailed and fix signs to it.

6 PLANTERS
Provide and place into position 2No lead covered and butyl lined plywood and hardwood planters as detailed.

B Annotation of Signage Revised 02 02 09 NL

A Detail Added 10 11 08 NL

REVISION

Birkett Cole Lowe
ARCHITECTS
BEEHIVE WORKS, MILTON STREET, SHEFFIELD, S3 7WL
TEL: 0114 272 6741 FAX: 0114 276 2819
email: thepartners@birkettcolelowe.com

Client
NORTHERN COLLEGE

Project
SIGNAGE AND EXTERNAL WORKS

Site
WENTWORTH CASTLE
STAINBOROUGH
S75 3ET

Drawing
ELEVATION AND DETAILS

Scale 1:100, 1:10, 1:20, 1:5, 1:2 | By NL | - | Date OCT 08

L.B.C. / TENDER

Drawing Number **3337 (9-)02B**