

TYPICAL PLAN
1:25 @ A2

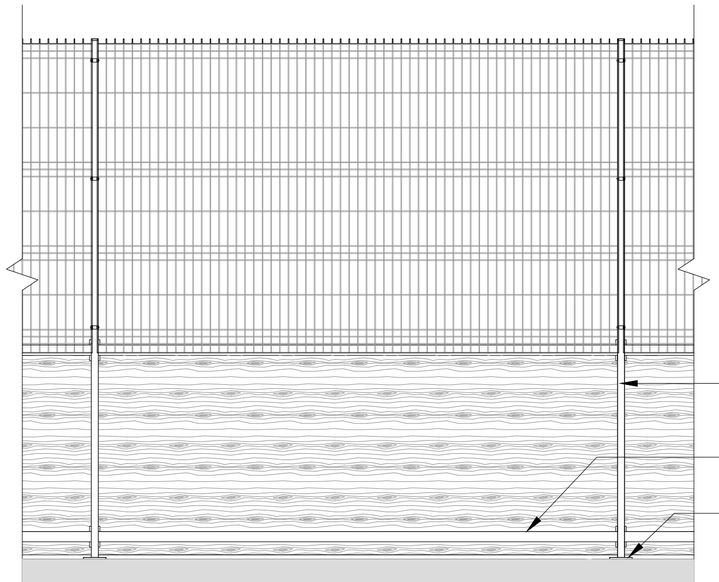

TYPICAL ELEVATION A
1:25 @ A2

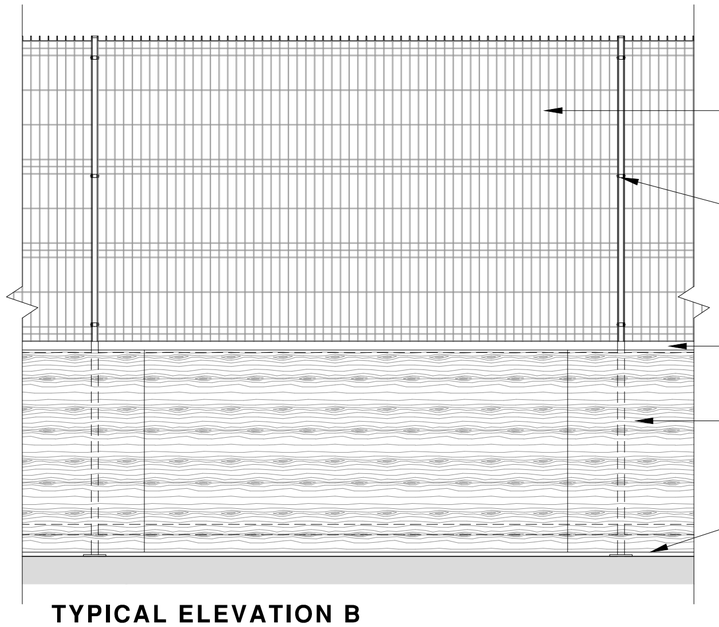

TYPICAL ELEVATION B
1:25 @ A2

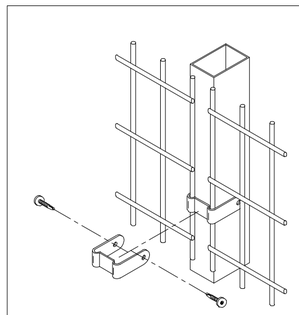

TYPICAL FIXING BRACKET DETAIL

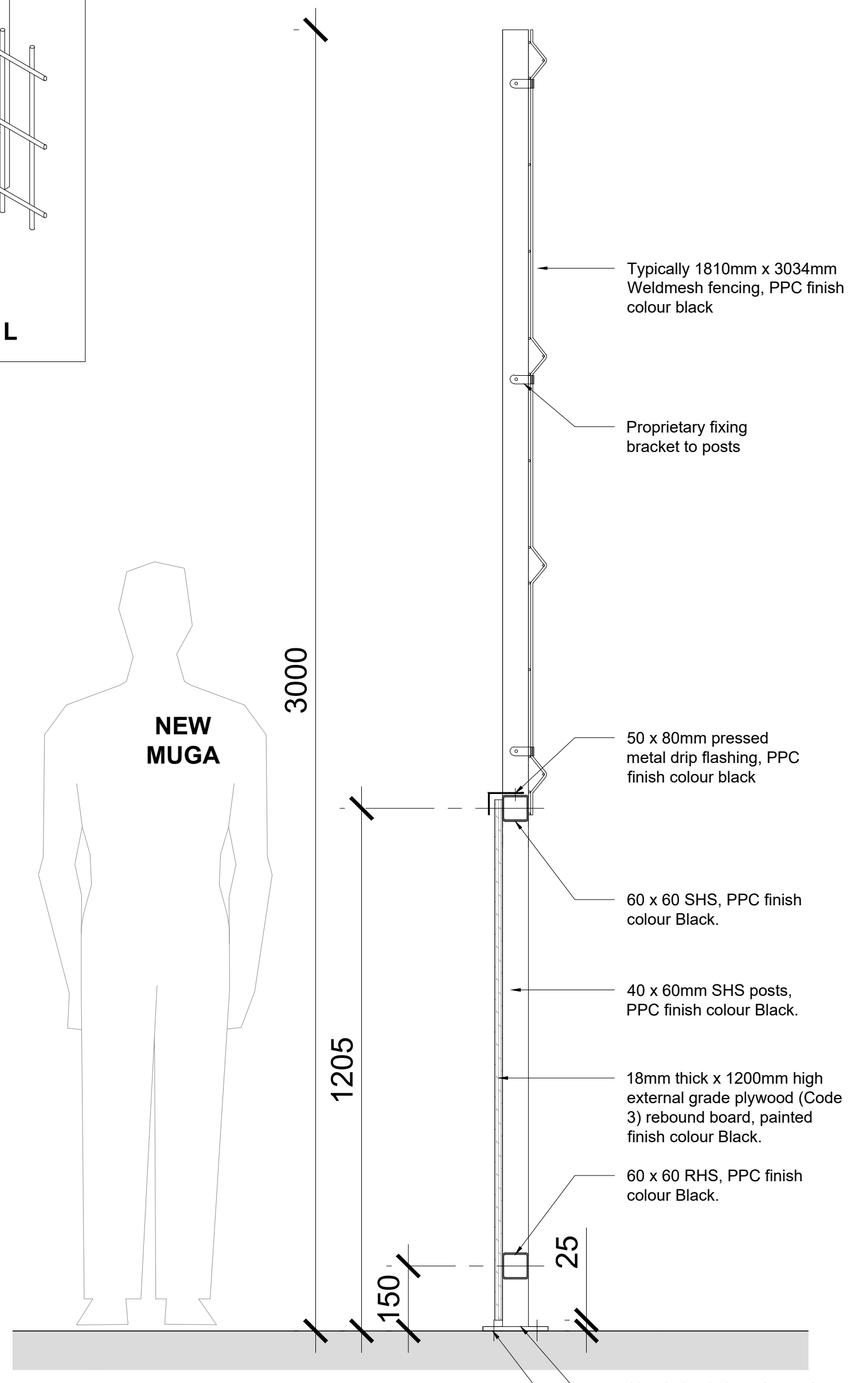

TYPICAL SECTION DETAIL A
1:10 @ A2

GENERAL NOTES

Do NOT scale from this drawing. Use dimensions illustrated only. All dimensions and levels are in millimeters. All dimensions and levels shall be verified on site before proceeding with works.
The Architect must be notified of any discrepancy.

This drawing is the property of Stem Architects Ltd. Copyright is reserved by them and the drawing issued on the condition that it is not copied, reproduced, retained or disclosed to any unauthorised person, either wholly or in part without the consent in writing of Stem Architects Ltd



ABOVE:
PRECEDENT PHOTO OF WELDMESH FENCING

Description	Date	Drwn

CLIENT	**Barnsley College**
ADDRESS	**49 Church Street**
	Barnsley
	S70 2AX

stem Architects Ltd
22 Brayford Wharf North
Lincoln
LN1 1BN
E info@stemarchitects.co.uk
T +44 (0)1522 515900
stemarchitects.co.uk
Lincoln Hull

PROJECT.	**Barnsley College: New MUGA**
No.	**COM_576**
DWG TITLE.	**PROPOSED FENCE DETAIL**
DWG No.	**3000**
REV	*****
DRWN BY.	**DC**
CHECKED BY.	**NS**
SCALE. A2@	**as stated**
DATE	**04.11.2021**
STATUS.	**PLANNING**