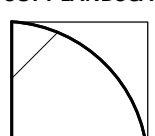
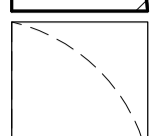

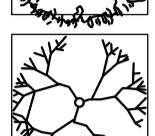
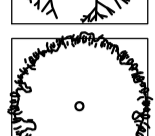
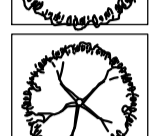
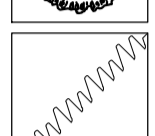
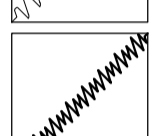
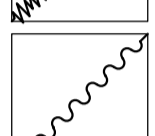
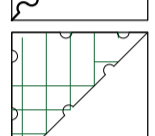
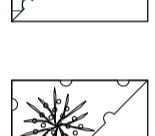

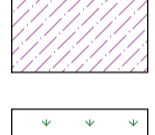
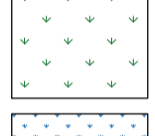


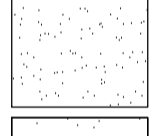
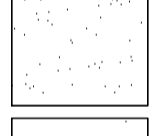


- LEGEND**
SOFT LANDSCAPE
-  Trees and Hedgerows to be Retained
 -  Trees and Hedgerows to be Removed
 -  **Proposed POS Native Tree**
Trees to be planted as 18-20cm girth, Semi-mature, min 6m high, to be staked and secured with suitable rubber ties.
 -  **Proposed Large Native Tree**
Trees to be planted as 12-14cm girth, Heavy Standard, 3-4m high, to be staked and secured with suitable rubber ties.
 -  **Proposed Medium Native Tree**
Trees to be planted as 12-14cm girth, Heavy Standard, 3-4m high, to be staked and secured with suitable rubber ties.
 -  **Proposed Small Native Tree**
Trees to be planted as 10-12cm girth or 50L pots, 2-3m high and secured with single stake and suitable rubber ties.
 -  **Proposed Native Hedge**
80-100cm, BR stock, planted as a double staggered row at 300mm centres
 -  **Proposed Formal Native Hedge**
Evergreen hedge to be planted at 60-80cm, 5L pots, at 5 per lin.m. Species: Carpinus betulus
 -  **Proposed Low Hedge**
40-60cm high, to be planted in instant linear troughs
 -  **Proposed Native Buffer Planting**
Native shrubs to be 60-90cm height in groups of 3 or 5 protected by tubex or spiral guard. Shrubs species should include a mix of native species which provide berries, fruits and flowers to attract a range of species such as bats, birds and invertebrates.
 -  **Proposed Ornamental Planting**
Mixed shrub and herbaceous planting, 3-5L pots with 10-15L specimens. Planting beds to receive 75mm depth ornamental bark mulch.
 -  **Proposed Wildflower Meadow**
To be Emorsgate EM2 Standard General Purpose Meadow Mix, supplied by Emorsgate or similar approved. Including 80% or ornamental grasses and 20% of wildflowers Sowing rate 4/gm2.
 -  **Proposed Wet-Tolerant Grassland**
To be Emorsgate EP1 Pond Edge Mixture, supplied by Emorsgate or similar approved. Including 20% native wild flowers and 80% slow growing grasses. Sowing rate 4/gm2.
 -  **Proposed Wildflower Meadow for Wetlands**
To be Emorsgate EMS Meadow Mixture for Wetlands, supplied by Emorsgate or similar approved. Including 80% or ornamental grasses and 20% of wildflowers Sowing rate 4/gm2.
 -  **Proposed Bulb Planting**
 -  **Proposed Maintained POS Grass**
To be seeded.
 -  **Proposed Amenity Grass**
Front gardens to be turf.
 -  **Proposed Amenity Grass**
Back gardens to be seeded.

Refer to TPM drawing 202

REVISION NOTES

| Rev | By | Description | Date |
|-----|----|--|----------|
| D | EO | Updated in line with latest landscape layout | 27.08.25 |
| C | RN | Updated in line with latest landscape layout | 31.01.25 |
| B | EO | Updated in line with latest landscape layout | 14.01.25 |
| A | EO | Updated in line with latest landscape layout | 07.01.25 |

- GENERAL NOTES**
- This drawing is the copyright of TPM Landscape Ltd and cannot be reproduced in any form without the consent of the company.
 - This drawing is to be read in conjunction with detail landscape drawings, details and specification.
 - This drawing is to be read in conjunction with all relevant Architects', Engineer's, Specialists, Bills of Quantities and Specifications.
 - The insertion of any firm or proprietary brand on this drawing is an indication of the class or quality required and does not exclude the use of alternative materials that are equal in performance, quality and appearance, provided that they have been approved in writing by the Landscape Architect.
 - The Contractor is responsible for accurately ascertaining the position of underground services and responding to all relevant service easement requirements.
 - All dimensions are in millimetres unless stated otherwise, for the purposes of construction this drawing must not be scaled and only written dimensions used. Written and scaled dimensions to be checked on site, any discrepancies reported prior to work commencing. IF IN DOUBT PLEASE ASK.
 - All work and materials are to be in accordance with the relevant British Standards and Code of Practice.
 - All Proprietary products are to be used strictly in accordance with the manufacturer's instructions and details.

Refer to TPM drawing 204

Client
Avant Homes

Project
Barugh Green, Barnsley

Description
Planting Plan(1 of 4)

Status
For Approval

| Scale @ A1 | Drawn | Checked | Date |
|------------|----------------|----------|----------|
| 1:250 | RN | KP | 20.12.24 |
| Job number | Drawing number | Revision | |
| 4582 | 201 | D | |

tpm landscape
chartered landscape architects
address: 4th Floor Studio 10 Little Lever St Manchester M1 1HR
tel: 0161 235 0600 fax: 06101 email: info@tpmlandscape.co.uk