

Do not scale, use figured dimensions only.

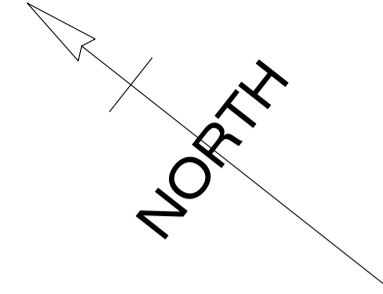
All dimensions to be verified on site prior to the commencement of any work or the production of any shop drawing. All discrepancies to be reported to the Architect.

This drawing is to be read in conjunction with all related Architects and Engineers drawings and any other relevant information.

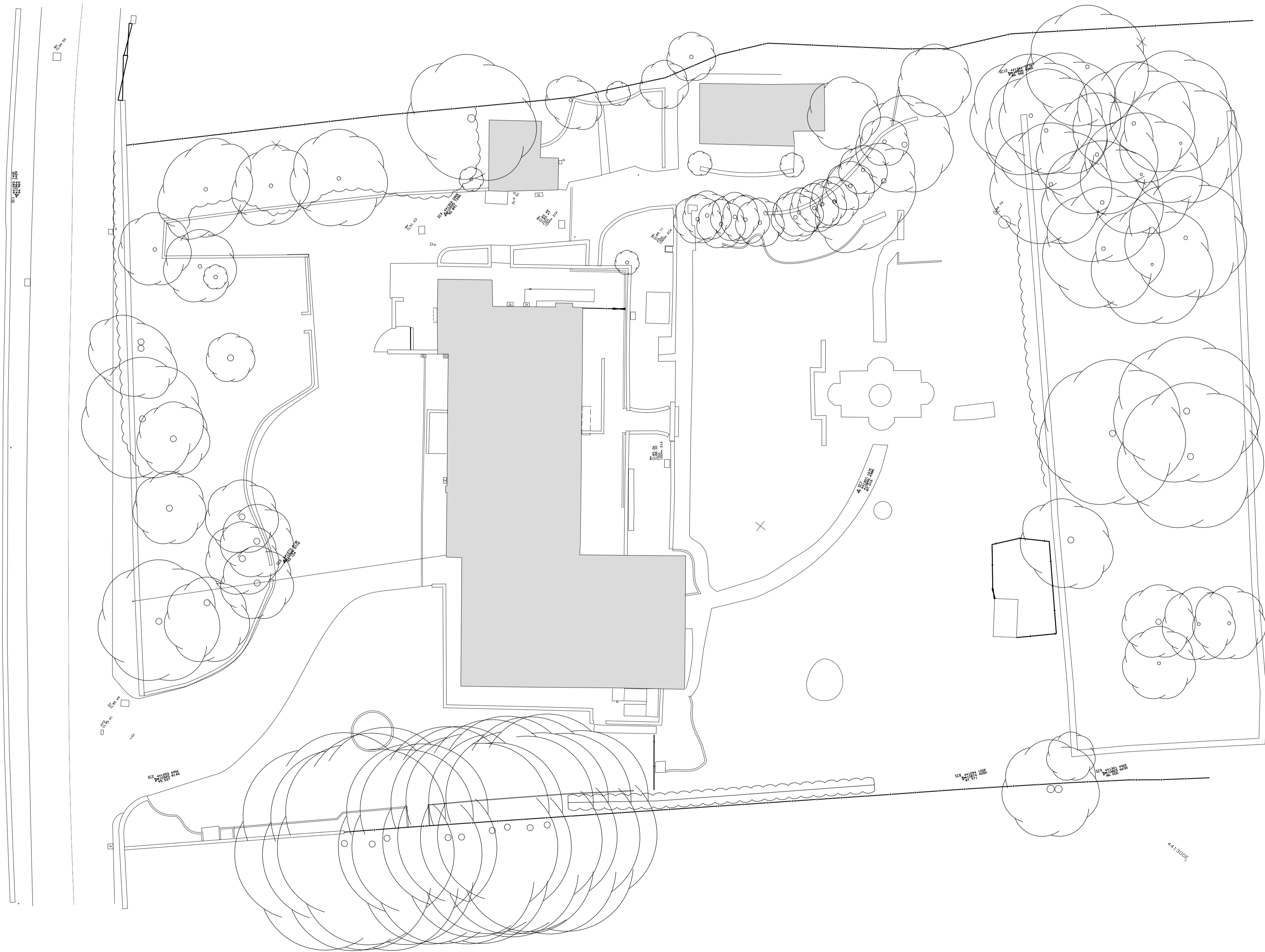
This drawing is copyright of DWA Architects Ltd.

REV	DATE	REVISION	INITIALS
-	-	-	-

A1000002



441300C




X

A1000002

X



DWA Architects Ltd
 29 Besson Street
 York
 YO24 1AQ
 Telephone
 01904 544400
 Facsimile
 01904 544449
 Email
 york@dwa-architects.co.uk
 Website
 www.dwa-architects.co.uk



Client
FLAGSWAN TWO

Project
**Care Home Redevelopment
 Bolinbroke House Common Road
 Brierley**

Drawing Title
Existing Site Plan

Scale
 1:200@A1
 1:400@A1
 Date
 24/06/2008
 Drawn by
 AW
 Checked by

Job No.
F1905
 Drawing No.
90
 Rev.
 -